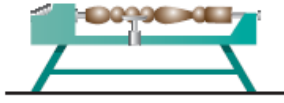


Turning Talk

Volume 37 Number 4


May 2023



WOODTURNERS SOCIETY
OF QUEENSLAND INC.



Presidential Words For May 2023



Members and Friends,

The last month has been a busy one for your committee. We now have all positions filled. I have accepted the position of President, Alwyn Clark is your new Vice President (along with his current role of Membership Secretary), and Bob Kennedy has filled the consequential vacant committee position. John Reed has volunteered to take on the role of administering the accreditation process from Alwyn. Thanks John.

The clubhouse was recently washed down to remove mould and grime. Thanks to John Carney and John Reed for what was a big task. The tables in the auditorium were also taken out and given a thorough clean.

I would like to thank Bob Kennedy for co-ordinating, and all the members who contributed to turning the pens and the bowls for our State Member, Joe Kelly to take on his upcoming trade mission to Taiwan.

In my last note, I mentioned the extension of the Dust Extractor system to the downstairs workshop. This is now underway, under the stewardship of Reg Webber. Reg is also undertaking an audit of our tools in the workshop, and will report at the next Committee Meeting.

The committee is aware that our website (wsqld.org.au) still needs a calendar of events and work is currently underway to have this included as soon as possible.

Our Annual Competition is usually held just prior to the Mt Coot-tha August exhibition. The timing is to allow the winning entries to be displayed at the exhibition. As we have had no offer to coordinate the competition this year, we have little option but to defer the competition until next year. We could consider a competition just prior to the November exhibition. However, this can only happen if we have a volunteer to coordinate the competition.

Best wishes to all.

Mike Dunne
President

The Secretary's Jottings

15 April Management Committee Meeting

(In the absence of the Secretary - Binny Willis from this meeting, the Minutes were taken by John Reed)

The meeting opened at 10.05am

Attendees: Mike Dunne, Alwyn Clark, Reg Weber, Barry Wilson, Neil Howard, John Reed

Apologies: Brian Creese, Binny Willis, John Donaldson, George Wolf

1. The Minutes of 11 March were accepted with an amendment to Section 5.1 pertaining to the cost of the Association Liability Insurance
The Minutes of the Annual General Meeting of 21 March were received by the Committee.
2. Appointment of President and Vice-President
Mike Dunne indicated that he was prepared to undertake the position of President of WSQ and Alwyn Clark indicated that he was prepared to undertake the position of Vice-President. Both were appointed by the meeting.
The casual vacancy on the Committee that ensued as a result of Alwyn Clark's elevation to Vice-President was filled by Bob Kennedy
3. The Finance Report was accepted by the Committee
Mike Dunne advised that he had been contacted by the BCC and advised that a Grant Application for the Air-conditioning of the Auditorium would be more appropriate for a Community Benefits Fund application, though that Grant is limited to \$10,000. If successful, the shortfall would be made up from WSQ funds.
4. The Membership Report was presented and the Applications for Membership from Sandra Gaudens, Geoff Connell, Adam Boevink, Marion Duval, John Barr and Robert Hordern were accepted.
A Certificate of Appreciation has been awarded to Wayne Molloy for his contribution to convening workshops, the implementation of the Beginner Training Course and the Machinery Accreditation system.
5. The Committee advises that from 1 June there will be no leniency granted to members who do not have the correct machinery accreditation. The assessors for Machinery Accreditation will be Barry Wilson, Rob McKee, and Reg Weber.
6. The Committee confirmed that the participants in the Beginner Training course are not eligible to attend an Open Workshop, except if the Convenor is one of the course trainers.
7. John Reed advised the meeting that the washing down of the building will take place on 17 April. Mike Dunne advised the meeting that no serious issues were identified in the Termite Inspection Report.
8. The Committee accepted the quote from Micronair to extend the current dust extraction system to the downstairs workshop.
9. Mike Dunne advised the meeting that 2 laptops and 1 desktop computer had been purchased.
10. As no volunteer Co-ordinator for the 2023 Competition has so far come forward, Mike Dunne will advise members that if no one steps forward the 2023 Competition will be cancelled. It was noted that there is a shortage of volunteers for the Bunnings barbecue on 13 May.
11. It was decided to raffle the remaining Bunnings vouchers.
12. The management of the Website was discussed with emphasis on keeping it as up to date as possible

Meeting closed at 12.36pm

John Reed

Management Committee Member

Firewood For Sale – Tell your Friends!

WSQ has a large quantity of wood offcuts suitable for firewood that can be sold to members of the public. The cost is \$6 per bag. If you have friends, relatives or neighbours who have a wood fire, pizza oven or brazier, please let them know about the availability of the firewood that can be collected from 19 Pine St, Greenslopes.

Brian Creese

Treasurer

Diary for May 2023

Week	Date	Day	Session	Convenors	Convenors	Time
1	01/05/2023	Monday Arvo	Training Course	Closed		2pm Till 5 pm
1	01/05/2023	Monday Evening	Training Course	Closed	Public Holiday	6pm Till 9 pm
1	02/05/2023	Tuesday Morning	Open Workshop	Brian Creese	Alwyn Clark	8am Till 12pm
		Tuesday Arvo	Training Course	Mick Phythian	Allan Short	1pm Till 4pm
		Tuesday Evening	Open Workshop	Brian Creese		6pm Till 9pm
		Tuesday Morning	Downstairs Workshop	Reg Weber		8am Till 12pm
		Tuesday Arvo	Shop	Don McMillan		8am Till 12pm
		Tuesday Morning	Library	Peter Wyer		8am Till 12pm
		Tuesday Arvo	Pyrography Group	Rosie Thornton		1pm Till 3.30pm
1	04/05/2023	Thursday Morning	Convenors Workshop	All Convenors		9am Till 12pm
1	04/05/2023	Thursday Arvo	Segmenting Course	Allan Short		1pm Till 4pm
1	05/05/2023	Friday Morning	Open Workshop	Alwyn Clark		8am Till 12pm
	05/05/2023	Friday Morning	Toy Group	Barry Wilson	Peter Churchward	8am Till 3pm
	06/05/2023	Saturday Morning	Demonstration			9am Till 12pm
2	08/05/2023	Monday Arvo	Training Course	Paul Machin-Everill		2pm Till 5pm
2	08/05/2023	Monday Evening	Training Course	Paul Machin-Everill	Mick Phythian	6pm Till 9pm
2	09/05/2023	Tuesday Morning	Open Workshop	Rob McKee	John Carney	8am Till 12pm
		Tuesday Arvo	Training Course	Rob McKee	Allan Short	1pm Till 4pm
		Tuesday Evening	Open Workshop	Rob McKee	Brian Creese	6pm Till 9pm
		Tuesday Morning	Downstairs Workshop	Barry Wilson		8am Till 12pm
		Tuesday Morning	Shop	Don McMillan		8am Till 12pm
		Tuesday Morning	Library	Peter Wyer		8am Till 12pm
		Tuesday Arvo	Pyrography Group	Rosie Thornton		1pm Till 3.30pm
2	11/05/2023	Thursday Morning	Project Tuition	Rob McKee		9am Till 12pm

Week	Date	Day	Session	Convenors	Convenors	Time
2	11/05/2023	Thursday Arvo	Segmenting Course	Allan Short		1pm Till 4pm
2	12/05//2023	Friday Morning	Open Workshop	John Reed		8am Till 12pm
2	13/05/2023	Saturday Morning	Open Workshop	Paul Machin-Everill		8am Till 12pm
	15/05/2023	Monday Arvo	Training Course	Mick Phythian		2pm Till 5pm
3	15/05/2023	Monday Evening	Training Course	Mick Phythian		6pm Till 9pm
3	16/05/2023	Tuesday Morning	Open Workshop	John Carney		8am Till 12pm
		Tuesday Arvo	Training program	Allan Short		1pm Till 4pm
		Tuesday Evening	Open Workshop	Mick Phythian	Dan Woodward	6pm Till 9pm
		Tuesday Morning	Downstairs Workshop	Barry Wilson		8am Till 12pm
		Tuesday Morning	Shop	Don McMillan		8am Till 12pm
		Tuesday Morning	Library	Peter Wyer		8am Till 12pm
		Tuesday Arvo	Pyrography Group	Rosie Thornton		1pm till 3.30pm
3	18/05/2023	Thursday Morning	Convenors Workshop	All Convenors		9am till 12pm
3	19/025//2023	Friday Morning	Open Workshop	John Reed		8am Till 12pm
	19/05/2023	Friday Morning	Toy Group	Barry Wilson	Peter Churchward	8am Till 3pm
3	20/05/2023	Saturday Morning	Oen Workshop	Brian Creese		8am Till 12pm
4	23/05/2023	Monday Arvo	Training Course	Mick Phythian		2pm Till 5pm
4	23/05/2023	Monday Evening	Training Course	Mick Phythian		6pm Till 9pm
4	24/05//2023	Tuesday Morning	Open Workshop	John Reed		8am Till 12pm
		Tuesday Morning	Open Workshop	Convenor		8am Till 12pm
		Tuesday Arvo	Training program	Allan Short		1pm Till 4pm
		Tuesday Evening	Open Workshop	Mick Phythian	Dan Woodward	6pm Till 9pm
		Tuesday Morning	Downstairs Workshop	Barry Wilson		8am Till 12pm
		Tuesday Morning	Shop	Don McMillan		8am Till 12pm
		Tuesday Morning	Library	Peter Wyer		8am Till 12pm

Week	Date	Day	Session	Convenors	Convenors	Time
		Tuesday Arvo	Pyrography Group	Rosie Thornton		1pm Till 3.30pm
4	25/05/2023	Thursday Morning	Project Tuition	Cancelled		9am Till 12pm
4	26/05/2023	Friday Morning	Open Workshop	Alwyn Clark		8am Till 12pm
4	27/05/2023	Saturday Morning	Open Day	Brian Creese		8am Till 12pm
5	29/05/2023	Monday Arvo	Training Course	Paul Machin-Everill		2pm Till 5pm
5	29/05/2023	Monday Evening	Training Course	Paul Machin-Everill		6pm Till 9pm
5	30/05/2023	Tuesday Morning	Open Workshop	Rob McKee	Alwyn Clark	8am Till 12pm
		Tuesday Arvo	Training program	Rob McKee	Alwyn Clark	1pm Till 4pm
		Tuesday Evening	Open Workshop	Rob McKee	Brian Creese	6pm Till 9pm
		Tuesday Morning	Downstairs Workshop	Barry Wilson		8am Till 12pm
		Tuesday Morning	Shop	Don McMillan		8am Till 12pm
		Tuesday Morning	Library	Peter Wyer		8am Till 12pm
		Tuesday Arvo	Pyrography Group	Rosie Thornton		1pm till 3.30pm

Mick Phythian*Convenor*

Northside Library Display Group

Thanks to the outgoing team for years of dedication and a smooth handover, we hope.

The set up at Hamilton library went very smoothly with lots of interest from the public and lovely library staff. I suggest having a look at this library as the Federation architecture is so well maintained.

The new team met to set up some early strategies over a coffee. Thanks to Des Russell and Harold Galway for volunteering to be in this team. Our next library will be Toowong in May.

Joyce Arnold*Northside Library Co-ordinator*

Treasurer's Report

Total income for April was \$5,578, and total expenditure was \$8,785. Major expenditure items were \$1,598 for two laptop computers, \$849 for replacement of the Library desktop computer, \$855 for the positioner for the second Inca box making system, and a 50% deposit of \$2,792 prior to the installation of three new dust collection ducts in the downstairs workshop. Our total bank balance is currently \$55,827.

Brian Creese*Treasurer*

Date Claimers

for Demonstrations and Show & Tell Forums

All members must sign-in and pay the \$5 entry fee.

Date	Demonstration	Show & Tell Forum
<p>Saturday 6 May, 2023</p>	<p><i>Wave on a Bowl</i> Allan Short will demonstrate how he turns a wave on a bowl, one of the demonstrations that was featured in the <i>Turnfest</i> schedule.</p> <p>To Join the Zoom Meeting – follow this link: https://us02web.zoom.us/j/83898014078?pwd=TnV1c3BOUFG4MURnODhyK3I3cXJmdz09</p> <p>If you need to manually enter information: Meeting ID: 838 9801 4078 Passcode: 462130</p> <p>9am Start</p>	
<p>Saturday 20 May, 2023</p>		<p>If you were game enough to attempt Allan Short's <i>Wave on a Bowl</i>, then bring it along and let us see how it turned out. Otherwise, simply bring along what you have been doing in your workshop.</p>
<p>Saturday 3 June, 2023</p>	<p><i>Skew - from Woe to Go!</i> This is full-day workshop (9am-4pm) on the Skew by Rob McKee. Participants should be at Pine St no later than 8.45am ready to start at 9am.</p> <p>The workshop will be limited to 8 members so that Rob can provide individual attention to each participant.</p> <p>Participants are invited to bring their own skews along, learn how to sharpen them and use them to successfully master the traditional cuts.</p> <p>The cost of this Workshop is \$25, payable on Saturday 3rd June by cash or card. Participants should bring their own lunch or be prepared to visit a nearby shop to purchase it.</p>	

Date	Demonstration	Show & Tell Forum
	<p><i>It is essential that members wishing to attend book in via an email to:</i> secretary@wsqld.org.au <i>It will be a case of the first 8 to respond will participate in the Workshop.</i></p>	
<p>Saturday 17 June, 2023</p>		<p>Members are invited to bring along interesting items to these Saturday morning get togethers– turnings, woodwork, new tools – and share them with the gathering.</p> <p>Those members who participated in the Skew Workshop are invited to bring along the products of their labour at the Workshop and/or the practice pieces done in their own workshop.</p>

Binny Willis
Secretary

Machinery Use Accreditation

Our Machinery Accreditation process has now been operational for several months, during which “leniency” has been given. However, from 1 June 2023, the accreditation requirements will be strictly enforced.

To ensure you are compliant:

- If you haven’t already done so, please lodge your *Machinery Accreditation Nomination* Form by 15 May 2023. The form is attached to Turning Talk.
- If you have received the results of your nomination, please ensure that you have the appropriate colour patches affixed to your name badge. To have this done, please place your badge in the box in the Auditorium. From 1 June, a “No Badge, No Machinery Use” policy will apply.

If you have submitted a nomination, but haven’t received a response, please let me know at admin@wsqld.org.au or on 0414 661 395.

John Reed
Management Committee Member



**Design and Supply
of Quality Signage**

12 Birubi St, Coorparoo Ph: 38475305 Web: asign.com.au Email: info@asign.com.au

“Founded in 1982 as A Sign Design, by artisan woodworker, Terry Lucas, in a one-man operation, a.sign has grown, and now supplies quality signage to local, national, and international clients. Still a local family-owned company, a.sign manufactures all types of signage... anything from a desk nameplate to a building sky sign.”

a.sign is proud to support Woodturners Society of Queensland

April Demonstration 1

Allan Short volunteered to conduct a session covering 2 small projects, i.e. making a demagnetizing tool and, making a circle cutting jig for a bandsaw. The session was attended by almost 20 members and friends.


The demagnetizing tool project had been written up in a recent edition (379) of the "Woodturning" magazine. Allan thought it was an interesting small project and was worthy of a demonstration.

Materials:

Timber blank 100mm x 50mm x 50mm. It should be accurately cut.

4 button magnets 12mm x 3mm, 2 north and 2 south.

A centre finder was used find the centre of the blank from all sides. It was marked with an awl. A compass was used to mark the centre point for each magnet and the desired size of the turned blank. The holes for the magnets were carefully drilled to ensure the location and depth of the holes was accurate and consistent, and the face of the magnets was at surface level.



The blank was mounted into a screw chuck on the lathe. Allan used a roughing gouge and a parting tool to create the top section of 40mm diameter and 10mm wide. He reverse-chucked the blank and created a handle of 10mm diameter and 30mm length. He used a parting tool to cut the tool from the blank.

Next, he used superglue to hold the magnets into the pre-drilled holes in the pattern below.



Allan's Sample Demagnetiser

Allan superglued a thin bit of veneer over the face of the tool.

Allan mounted the tool into a chuck on the lathe and set the speed to 1,500 RPM. He demonstrated that one of his chisels was magnetised by picking up nails with it. Holding that chisel with 2 hands he ran the chisel in front of the spinning demagnetiser tool a couple of times being careful not to contact it, the consequences of which could be dangerous and unpredictable. He then waved the chisel over the nails used previously and they were no longer attracted to the chisel, proving the demagnetising tool worked.



Allan Holding His Demagnetising Tool

Thanks, Allan, for the interesting demo.

Geoff Holbeck
Editor – Turning Talk

April Demonstration 2

I wish to acknowledge “The Wood Knight” video at

<https://www.youtube.com/watch?v=egTW5lRgjPw> on which this document is based.

Materials List:

- Plywood or MDF for the base
 - 600mm length of T-Track
 - One T-Bolt
 - One ¼” wing nut or handle with ¼” fitting
 - One ¼” or 6.5mm drill bit and drill
 - 19mm straight router bit and router (a table saw can be used instead of a router)
1. Cut a piece of plywood or MDF for the base. Minimum thickness of 12mm as the T-Track is 10mm thick.


I recommend the base left-hand side align with the left of the bandsaw table to allow of clamping for security. The right-hand side distance from the blade should be wide enough to accommodate the largest circle you will cut. Also, the front should extend past from of the saw to allow of the block in step 5.

Videos on making this type of jig usually have you cut the blade slot next. I suggest that cutting after fitting the mitre track will be more accurate.

2. Cut a strip of hardwood like Kwila (Merbau) and sand/plane to be a snug fit in the bandsaw mitre track. It should also be slightly less than the depth of the table slot of the track so it will slide easily.

I suggest for the next step the blade be removed unless you have already cut the blade slot.

3. Place thin washers in the mitre slot. Spread a thin bead of glue on the hardwood strip and place the base over the table aligning it and clamp it.
4. When dry I added screw for extra security but ensure the screw don't impede the position the T-Track will take.



5. Fit the blade back on the saw and cut the blade slot by sliding the base through the table mitre slot till the base aligns with the back of the table.

I aligned to the back of the table for clamping the jig if needed. I use a 10mm wide blade as this allow for circles down to 100mm diameter without stressing the blade.



6. With the jig in position mark the front underside and secure a block in this position to act as a stop preventing the jig from going past the point of the blade cut.



Two different saws showing different locations of the stop block



7. Mark a line from the tip of the blade teeth and at right angles to the blade out to the right-hand edge of the base.
8. Using the T-Track mark out the slot to be cut in the top for the base. The centre of the track should align with the tip of the blade teeth.
9. Using a router with the 19mm bit (or table saw with the blade height set to the depth of the T-Track) cut the slot so the T-Track will be a hair width below the base.
10. Drill a ¼" or 6.5mm hole about 20mm and centred in the T-Track slot to take the T-Bolt.



We now need a peg in the end of the T-Track that will be the pivot point for cutting the circles. The Wood Knight video shows using a shelf support pin with the plastic removed. As my jig also forms part of my setup for making wave bowls (see demo on 6 May 2023), I used a ¼" bolt.



11. Use method (a) for the shelf support pin or (b) for using a bolt:
 - a. For the shelf support pin, drill a slightly under size about 15mm from an end of the T-Track then tap the pin into the hole.
 - b. For the bolt method I drilled through the underside of the T-Track so that the head of the bolt would fit, then drilled and tapped a thread in the track to take a ¼" bolt. Then screw a bolt into the tapped hole.



12. That's it. Assembly the track with the T-Bolt
13. Set the pin or bolt to the distance of the radius of your circle from the blade and lock it in place with the wing nut on the T-Bolt.
14. On the piece to be cut into the circle, mark the centre and drill a hole in the timber just deep enough for the pin or bolt.
15. Place this over the pin or bolt, start the bandsaw and using the mitre slot slide the jig into the blade. It will stop at the maximum diameter of the circle to be cut and gently rotate the timber taking proper care of your finger positions.



Allan Short
WSQ Member

Drill Press Demonstration Link

<https://www.wsqld.org.au/wp-content/uploads/2023/04/DRILL-PRESS.pdf>

Geoff Holbeck
Editor – Turning Talk

Maintenance of WSQ Lathe Chucks.

Maintenance of lathe chucks is an important activity. The life and accuracy of the chuck is greatly increased when proper maintenance is carried out regularly. Recent reports from Convenors indicates that this is not being attended to. To improve this situation all lathe users are requested to:

- (a) Ensure that the chuck is clean of all wood dust, shavings etc. before the chuck is put away. This should be done using compressed air, directing the air into the interior of the chuck. The air should be directed at the chuck while operating the jaws to the full extent of their movement.
- (b) Apply dry Silicone, to the interior of the chuck. This should be done by moving the jaws from zero to fully open while directing the fine nozzle of the Silicone can to the interior of the chuck.

Should the movement of the jaws not operate smoothly, please report that chuck (number stamped on chuck) to the Convenor for further maintenance.

Reg Weber
Management Committee Member

Council Library Displays

Joyce Arnold and I would like to express our appreciation and gratitude to those members who have loaned us some of their wonderful, turned items to use in our library displays for another year. Thank you very much. The library staff we deal with all comment about how much their customers like and comment favourably about our displays.

Month	Northside	Southside
May	Toowong	Wynnum
June	Kenmore	Inala

Geoff Holbeck & Joyce Arnold
Library Display Coordinators

Zoom Meetings for WSQ Demonstrations

WSQ is inviting you to a scheduled Zoom meeting for our demonstrations.

Topic: WSQ Conference's Zoom Meeting
Time: Feb 4, 2023 09:00 AM Brisbane

To Join the Zoom Meeting – follow this link:
<https://us02web.zoom.us/j/83898014078?pwd=TnV1c3BOUFG4MURnODhyK3I3cXJmdz09>

If you need to manually enter information:
Meeting ID: 838 9801 4078
Passcode: 462130

The meeting is scheduled every month on the First Sat, until Dec 2, 2023, 8 occurrence(s) remaining:

May 6, 2023 09:00 AM
Jun 3, 2023 09:00 AM
Jul 1, 2023 09:00 AM
Aug 5, 2023 09:00 AM
Sep 2, 2023 09:00 AM
Oct 7, 2023 09:00 AM
Nov 4, 2023 09:00 AM
Dec 2, 2023 09:00 AM

If you want to add these to your calendar, please download and import the following iCalendar (.ics) files to your calendar system.
Monthly:

<https://us02web.zoom.us/meeting/tZclfuGorz8>

[qHdxH7EawGn3Ngtisb4us05OJ/ics?icsToken=98tyKuGrpJliGtWRsB6PRpwqGor4WfTzmClfqqdFtEjAAjd0bFDYMFzLLbArBcuA](https://us02web.zoom.us/j/83898014078?pwd=TnV1c3BOUFG4MURnODhyK3I3cXJmdz09)

Join Zoom Meeting
<https://us02web.zoom.us/j/83898014078?pwd=TnV1c3BOUFG4MURnODhyK3I3cXJmdz09>

Meeting ID: 838 9801 4078
Passcode: 462130
One tap mobile
+61731853730,,83898014078#,,,,*462130#
Australia
+61861193900,,83898014078#,,,,*462130#
Australia

To dial in by phone:

+61 7 3185 3730 Australia

Meeting ID: 838 9801 4078
Passcode: 462130

If you are not in Brisbane, find your local number:

<https://us02web.zoom.us/u/ki7umTY23>

Ian Symes
WSQ Member
M 0424 290 056

All contributions for the June 2023 edition of Turning Talk need to be submitted by no later than Monday 29 May 2023.

The views expressed in this publication are not necessarily those of the Woodturners Society of Queensland or its Management Committee.

Other organisations are welcome to use, with appropriate acknowledgement, editorial material from this publication.

You're invited to contribute to the content of TT. To do so, preferably by Email:
gholbeck@hotmail.com

Membership Matters

Birthdays for May		New Members
<ul style="list-style-type: none"> • Therese Richards • Karon Beatie • Peter Faulkner • Tim Atkinson • Daniel McGilp • Scott Grant 	<ul style="list-style-type: none"> • Mark Benson • Mike Dunne • John Macrae • John Lindsay • Philip Oostenbroek • Peter Loth 	Marion Duval - Woolloongabba 4102 Adam Boevink – Woolloongabba 4102 Robert Hordern – Tarragindi 4121 John Barr – Sinnamon Pk 4073

Please give the new members a cheery hello and introduce yourselves when you see them at the club.

Alwyn Clark
Membership Secretary



We've been crafting
woodworking tools in
Sheffield, England for
almost 200 years.

Robert Sorby

As one of the world's premier manufacturers of specialist woodworking tools, we are proud to say we still craft every tool right here in Sheffield, England. Our tools are made from the finest raw materials, using traditional methods and with an attention to detail you won't find anywhere else. Each tool is meticulously processed in stages by our craftspeople. Every single tool is cut, ground, polished, hardness tested, sharpened, assembled

and packed for shipping – ultimately crafted to provide a lifetime of use in your workshop.

With an extensive range of unique, premium tools, backed by our lifetime warranty, you need look no further for the best tools you can buy. It's our attention to detail and customer first approach that puts Robert Sorby at the top of its class. You can rely on our experience – we know tools.

Proudly distributed by:

carbatec
THE HOME OF WOODWORKING

Find us at:

128 Ingleston Road
Wakerley QLD 4154

(07) 3390 5888 | www.carbatec.com.au

Turning Talk

Published by the
Woodturners Society of Queensland Incorporated

Management Committee

President: Mike Dunne 0410 400 954
Vice President: Alwyn Clark 0414 622 715
Secretary: Binny Willis 0438 09 1053
Treasurer: Brian Creese 0447 108 551
Members: Barry Wilson 0409 260 786
Bob Kennedy 0400 497 049
George Wolf 0423 770 318
John Donaldson 0407 022 403
John Reed 0414 661 395
Neil Howard 0409 980 057
Reg Weber 3206 2325

Other Positions

Newsletter Editor: Geoff Holbeck 0412 434 883
Assistant Editor: Vacant
Membership Secretary: Alwyn Clark 0414 622 715
Librarian: Peter Wyr 0402 688 948
Assistant Librarian: Vacant
Storekeeper: Don McMillan 0439 704 622
Training Manager: Rob McKee 0419 735 926
Asst. Training Manager: Wayne Molloy 3273 2659
Events Co-ordinator: Philip Oestenbroek 0415 688 894
Competition Organiser: Vacant
Web Co-ordinator: Mike Dunne 0410 400 954
Welfare Officer: William Darbshire 0418 742 801
Caretaker: Vacant

Jest a Moment

Venison for dinner again?
Oh deer!

How does Moses make tea?
Hebrews it.

England has no kidney bank,
but it does have a
Liverpool.

I tried to catch some fog,
but I mist

Anonymous
WSQ Member



VICMARC [®]
MACHINERY PTY LTD

PROUDLY AUSTRALIAN MADE AND OWNED
SINCE 1984

GRINDING REST & SHARPENING JIG

CHUCKS

VICMARC SLOW SPEED GRINDER

QUALITY LATHES

HUGE VARIETY OF CHUCK JAWS

AUSTRALIAN MANUFACTURERS OF QUALITY WOODTURNING LATHES, CHUCKS AND ACCESSORIES

For more information and to see our full range of products visit our website
www.vicmarc.com

Email: vicmarc@vicmarc.com Ph: (07) 3284 3103 Fax: (07) 3283 4656