



The Wonthaggi Woody



www.wonthaggiwoodcrafters.com.au

Wonthaggi Woodcrafters
P. O. Box 477 Wonthaggi 3995
Jean Melzer Centre
239 White Road
Wonthaggi 3995

ISSUE

181

April
2022

COMMITTEE

PRESIDENT:

Neil Lenne - 5678 5736

VICE PRESIDENT:

Michael Bladen - 0428 270 850

SECRETARY:

Lex Van Saane - 0417 010 941

TREASURER:

Frank Kisvarda - 5674 6644

COMMITTEE MEMBERS:

Hartley Tobin - 5997 6328

Alan Hurst - 0427 393 234

Syd Gordon - 0434 614 573

Anne Ormshaw - 0400 681 242

John Harmer - 0429 143 477

Club Email

wonthaggiwoodcrafters@gmail.com

Website

www.wonthaggiwoodcrafters.com.au

Facebook

www.facebook.com/wonthaggiwoodcraftersinc

Secretary

woodiessec@gmail.com

Newsletter

woodiesnews@gmail.com

DIARY 2021

Apr 4th - Committee Meeting

Apr 11th - General Meeting

Apr 11 - 23rd - Easter Shop

May 2nd - Committee Meeting

May 6th - Bunnings BBQ

May 9th - General Meeting

June 6th - Committee Meeting

June 13th - General Meeting

July 4th - Committee Meeting

July 11th - General Meeting

Aug 1st - Committee Meeting

Aug 8th - AGM and General Meeting

WOODIES WORKSHOP SESSIONS

WOODTURNING: Regular Sessions

Monday 9 am to 12 noon - Hartley Tobin: 5997 6328
 Neil Lenne: 5678 5736

Monday 1 pm to 4 pm - John DiStefano: 0481 480 812
 Monday 5 pm to 8 pm - Michael Bladen: 0428 270 850
 Wednesday 1 pm to 4 pm - Lionel Wood: 0409 695 950
 Friday 9 am to 12 noon - Hartley Tobin: 5997 6328
 Neil Lenne: 5678 5736

SEGMENTED TURNING: Regular Sessions

Friday 9 am to 12 noon - Neil Lenne: 5678 5736

WOODTURNING: On-demand Sessions

Friday 1 pm to 4 pm - Hartley Tobin: 5997 6328

TOY GROUP: Regular Sessions

Tuesday 9 am to 4 pm - Peter Myers: 0413 122 103

PYROGRAPHY: Regular Sessions

Friday 1 pm to 4 pm - Michael Bladen: 0428 270 850

SCROLL SAWING: Regular Sessions

Wednesday 9 am to 12 noon - Lionel Wood: 0490 695 950

BANDSAW BOX MAKING: On-demand Sessions

Monday 1 pm to 4 pm - Marion Kerry: 0409 010 843

JOINERY & SMALL FURNITURE MAKING: Regular Sessions

Thursday 9 am to 12 noon - Syd Gordon: 0434 614 573

CARVING: Regular Sessions

Friday 9 am to 12 noon - Harry Smith: 5674 8078
 Lionel Wood: 0490 695 950

As a courtesy to workshop supervisors and other participants please advise in advance if you are unable to attend your regular session.

PRESIDENT'S MESSAGE



Hi all and welcome to the April newsletter.

I was at the Easter shop on the second day and it went well.

Just a reminder about club shirts. I will be putting the order in at the end of April, so put your name down and I need the money up front. We also have Club caps for sale, at \$20 each.

I would like to thank the members who helped put the Easter shop together and those who have put their names on the roster. I hope every one has a good Easter with their family and friends.

It was good to see 23 members at the General Meeting last week. I would like to remind everyone to start to think about nominating for Committee before the next AGM in August. We will be looking for a new Secretary. If you take on the job you will have lots of help.

I would like to thank Alan for filling in for Frank as acting Treasurer and also as Secretary at the GM.

I would like to wish the members who won two days with Robbo to have a good time and enjoy yourselves.

JUST A REMINDER THAT SUBS ARE NOW OVERDUE.

Cheers, *Neil*

WOODIES EASTER SHOP



MEMBERS' BIRTHDAYS FOR APRIL



A very **happy birthday** to the following Members – Fred Demenech, Peter Morgan, Mal Phillips and Mario Toffolon.

There are still some birthdays not on our records. If we've missed

you, please let Alan Hurst know or email woodiesnews@gmail.com

SAVINGS ON EXPENDABLES

The club has expendable items purchased in bulk (sandpaper, super glue, Shellawax, EEE, etc.) for sale at Club cost price. We also have earmuffs, safety glasses and Covid-safe masks if you've forgotten to bring one. If you are interested in purchasing any of these items see your session supervisor for prices and availability.

WHAT TOOL IS THIS?

Last month's mystery tool - A belt hook for tools and implements dating back to the 15th century.

THIS MONTH'S MYSTERY TOOL



UPCOMING EVENTS NEWS

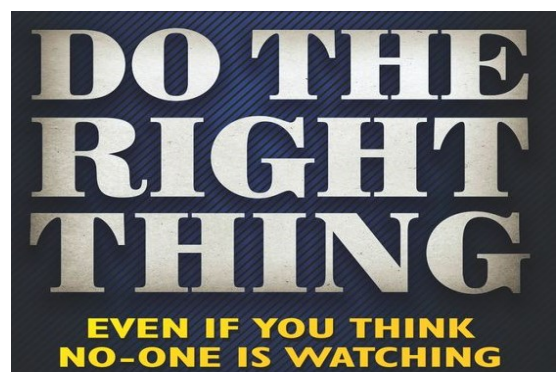
Easter Shop - A reminder that a Woodies Shop is under way over Easter, covering the two weeks of the school holidays. The shop is at the same venue in the Plaza Arcade that we've had for Christmas for a number of years. Michael Bladen is the Shop Manager for this event. About 16 members have submitted items for sale and the shop opened on Monday 11th with over 600 items on display. The roster sheet is now at the shop. Any changes must be made at the shop or by phoning Michael Bladen on 0428 270 850. It is expected that if you can't make a rostered day you attempt to make a swap or arrange another member to replace you.

Bunnings BBQs - A roster sheet is on the noticeboard for the May 6th Bunnings BBQ. Please help our Club by putting your name down to help out.

Membership Update - At 31st March when membership fees were due, we have a total of 83 members. This comprises 72 Ordinary Members, 5 Life Members and 6 Honorary Members.

Training/Accreditation on major machinery use is being arranged by Syd. There is a signup sheet on the notice board. The sheet is for you to indicate your preference for training on machines that you need to use. Syd will then contact you to arrange a mutually convenient time. Thursday mornings are generally best for Syd, or speak to your session Supervisor.

Timber available at the Woodies - There have been a couple of enquiries from new members about where to get timber, especially that suitable for wood turning. In the timber storeroom there is a rack just inside the door which has a range of pieces. You may use any of this for your projects. Don't be put off if there are cracks or flaws - that's wood! Ask your session supervisor about the best way to deal with these according to what you want to create. Experiment and practice, make mistakes and learn from them. We've all been through that. There are also Pine and Camphor Laurel logs behind the machinery shed for members to make use of.



MEMBER PROFILE

Peter Morgan



I was born in Port Melbourne and have two sisters.

I started a motor mechanic apprenticeship, but in 1967 decided to join the Navy instead. I then completed my trade qualifications when I left the Navy.

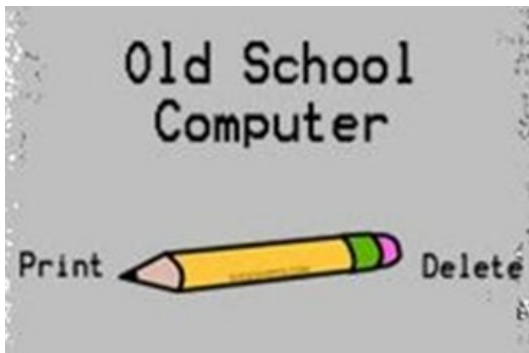
I moved to the Bass Coast in 2018 because I liked the rural feel.

One person who was a big influence on my life was Derek Berry, a CPO from my time in the Navy.

Apart from woodworking, my main interests are lawn bowls and golf. I also enjoy a lot of reading.

I really enjoy wood turning. The fact that my father was a very good builder perhaps influenced me in the direction of woodcrafts. So I bought an Aldi wood lathe and thought it would be sensible to learn how to use it safely.

I enjoy coming to the Woodies, where everybody is prepared to help. I would however like to become better at using timber to best effect - less shavings and less toothpicks!



CARVERS AT WORK



ABOVE: Some very industrious carvers working on their Friday morning projects. Betty Burns, Lionel Wood, Mike Tesch, Harry Smith and Eric Hornsby (who by the way turned a young 95 a week or so ago. Happy Birthday Eric.)

BELOW: Now here's a challenge for a future carving group project.



ANNUAL SUBSCRIPTIONS

A reminder that **ANNUAL SUBS of \$60 were due by 31st March 2022.** This is a final reminder that if you have forgotten to pay, to do so asap. Subs not renewed by the end of April may result in membership being cancelled. Payment may be made at any time by direct deposit to the Club's Bendigo Bank account using the following details - Please note your name and the word FEES on your deposit so that the Treasurer knows what it is for.

In the name of **Wonthaggi Woodcrafters Inc.**

BSB: 633 000

A/c : 155 675 507

The above payment method is preferred, however your subs may also be made by EFTPOS at the Club by asking a session supervisor.



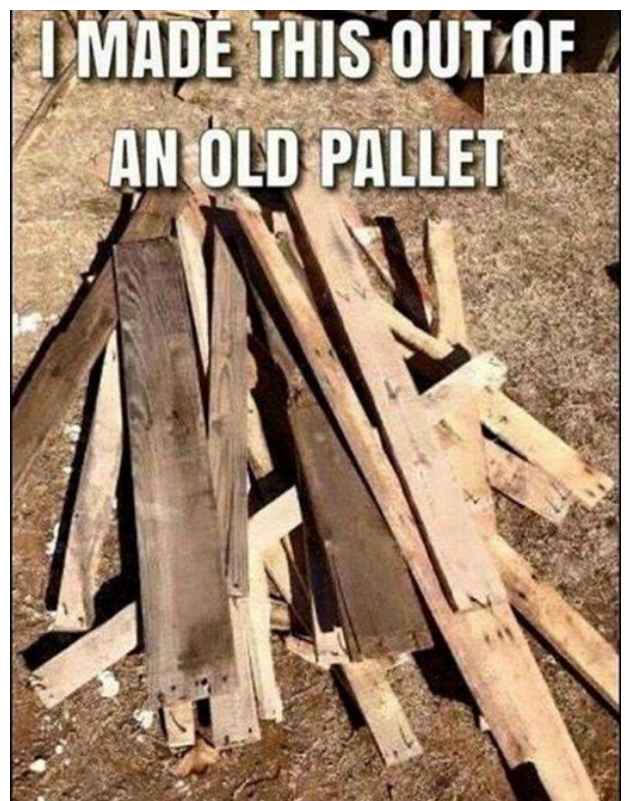


Thanks to Syd Gordon, this spider specimen found by John DiStefano has been identified as a Jewel Spider (*Austracantha minax*).

TIPS AND TRICKS

There's a lot of methods for keeping clamps from digging into wood. I bought some adhesive backed pieces of cork and it works really well. It's not expensive on eBay or you can buy at Bunnings or the local \$2 shops.

Of course it's useful for a lot of other things like padding furniture items, chair legs, etc.

When and if it wears down or becomes dented it's easy to remove and replace.



*I had my
patience
tested.*
I'M NEGATIVE.

SHOW AND TELL

Inspiration from the past: A thousand year old ornate plate from Ireland

In a former lifetime, 25+ years ago, I was a young, fit, long-haired (hard to believe, I know) archaeologist cutting my teeth by travelling from dig to dig in my native Ireland. Some of my fondest memories are working on wetland sites where we gently excavated wooden objects and structures (usually former trackways across bogs) using just small tools and our hands. Some of my former colleagues continue to work in wetlands archaeology, and one of them, Cathy Moore, has been kind enough to share a report on wooden artefacts from the excavation of a Crannóg (lake-dwelling built on an artificial island) at Drumclay, County Fermanagh. The Crannog was dated to around a thousand years ago (1000-1,100AD) and as the pictures show, the wooden artefacts are far better preserved for their age than I am.

I'll print a copy of the report and leave it in the meeting room for interest and inspiration. As a sampler, I thought I'd share some images of the Drumclay footed plate. This object is a turned footed plate with concentric grooves on the inside and a near-ridged (beaded?) pattern on the outside. A split in the centre of the plate had been repaired using copper wire. I'll include the full description with the report, including dimensions, in case anyone has some yew-wood in their shed and wants to have a go at making a replica.

Happy Turning!

Andy Orr

Report name: Drumclay Crannóg Wooden Artefact Project 2016. Caitríona Moore MA, Dr Nora Bermingham & Prof Aidan O'Sullivan. March 2016. UCD Dublin.



[820], yew plate with wire stitching repair (Photo: John Sunderland)

SHOW AND TELL cont.



[820], yew plate, underside (Photo: John Sunderland)

BELOW: It's hard to show the true size of this piece made by John DiStefano. Suffice to say it is 500mm high and replicates a design originally created by Alan McNaught, who initiated segmented turning at the Woodies. Alan's design was an open segmented piece, whereas John has created a closed segmented design using Kauri and Pine.



SHOW AND TELL cont.



I recently made a sword holder – sword above and sword sheath (scabbard) below, as pictured above.

It was a very different project that looks great with the strong wall colour.

It has a hardwood back, pine supports and is finished with 4 layers of Kunos counter top oil.

NOT MY SWORD! Lex Van Saane



ABOVE: Large resin (sap) veined burl bowl and a Huon Pine bowl both made by Alan Hurst.

AT RIGHT: This is a large Lazy Susan made by Hartley Tobin. The base is not visible in the photo, but incorporates a Unimig bearing. This is relevant as the piece is made from the Lone Pine tree donated to the Club through the Inverloch RSL. Once completed, the piece will be donated to the Vietnam Vets Museum. There is work to do as the wood still had substantial moisture content resulting in some distortion occurring.



ABOVE: Work in progress - a segmented vase by Gordon Garbutt, made from Camphor Laurel, Pine and Redgum.

The canon is a replica from an old sailing ship, which fired shrapnel. This model is made from Redgum and ebonised with India Ink. Made by Brian Johnson.



SHOW & TELL cont.

A vase with the natural edge and imperfections highlighted, made from Mulga by Alan Hurst.



A large resin (sap) veined Eucalyptus burl with a natural edge, sourced in Tasmania and made by Michael Bladen.



Nothing sucks more than that moment during an argument when you realize you're wrong.



SKILLS CHALLENGES



Here are a couple of challenges

ABOVE: For the box makers. This butterfly has five drawers, including a secret drawer.

BELOW: For the segmented turners. Looks beautiful, but also looks difficult.



A COUPLE OF YOUTUBE WOOD-WORKING VIDEOS WORTH VIEWING

https://www.youtube.com/watch?v=3Uw2Ju_LAss

Bowl from a board cutting jig

<https://www.youtube.com/watch?v=hdQPXZLpuRc>

5 Amazing Woodworking Tips and Hacks You've Never Seen

Send any relevant articles, photos of interest, items to buy or sell, woodworking tips, tricks and jigs, or just any general suggestions for the Newsletter to -

woodiesnews@gmail.com

GADGET MAN



**Woodworking
Edge Corner
Flattening Tool**

This tool makes quick work of edge relief without changing bits in your router or plugging anything in.



WEIRD LINGO QUIZ

**** Answers on Page 9, but don't look yet - see how many you can get correct first ****

1. We wear them on our feet and call them thongs. What are they called in New Zealand?
2. Today, what is short for the word 'definitely'?
3. *Reginalds* or *Reg Grundies* are rhyming slang for?
4. What is an 'Ankle-biter'?
5. We call them lollies in Australian and New Zealand. What are they called in the UK and USA?
6. Why are toilets called dunnies?
7. Who is a 'Ranga'?
8. What's the difference between "The Bush", "The Outback" and "Woop Woop"?
9. What does it mean if someone is said to have "A few kangaroos loose in the top paddock"?
10. What does it mean if I say 'I'm going to drink with the flies'?
11. What does it mean if I say 'I've had a Dingo's breakfast'?
12. What does 'It's brass monkeys outside' mean?
13. I have the 'lurgy'. What is that?
14. In sport, what is the 'GOAT'?
15. What is 'cancel culture'?
16. I'm going to 'Shoot the breeze'. What am I doing?
17. What is called a 'Benjamin' in the USA?
18. What does it mean when the Police put out a *BOLO* over their radios?
19. What does the word 'bumfuzzle' mean?
20. What is 'Gerrymandering'?
21. Why is 'The quick brown fox jumps over the lazy dog' special?
22. Why is the word 'queue' special?
23. Which of the following three words is spelled correctly? Pronunciation Intelligence Hankerchief
24. I suffer from 'Abibliophobia'. What is that?
25. What is unusual about the word 'Anemone'?
26. Outside Aussie Rules Football, what does having the 'Collywobbles' mean?
27. What is very rare about the word 'Sequoia'?
28. What is the most spoken language in the world?
29. What are 'Poppycock' and 'Gobbledygook'?
30. What do the words 'civic', 'radar' and 'level' have in common?

JOKES OF THE MONTH



What do you call a woodworker who always wants to help others? A wood Samaritan.

I'm quite inexperienced with wood carving, I've only done a whittle.

STAY COVID SAFE AT THE WOODIES

Whilst the Covid-safe rules have eased somewhat, some current rules, which reflect Govt. requirements/suggestions, should still be followed.

1. You must be double vaxxed.
2. Use hand sanitiser/wash hands regularly.
3. Keep 1.5m apart wherever possible.

Also Woodies requirements -

1. Bring your own cup/mug and personal safety items - face shields, ear muffs, respirators, gloves, etc.
2. Write your name legibly in the sign-in book. This is essential for our insurance cover.

WEIRD LINGO QUIZ ANSWERS:

1. Jandals 2. Defo 3. Undies 4. A small child
5. Sweets and Candy 6. From the early 1800s, Scottish in origin, from dung + ken (house) to give "dunnekin" as another name for the outhouse.
7. Someone with red or ginger hair 8. Wooded, hilly area, open desolate and dry area, little known place a long way away.
9. To describe someone's mental state as deranged and out-of-their-mind or crazy.
10. On my own 11. Eaten no breakfast 12. Very cold
13. A cold or mild illness 14. Greatest Of All Time
15. A form of ostracism in which someone is thrust out of social or professional circles – whether it be online, on social media, or in person.
16. Have a yarn 17. \$100 note 18. Be On the Look Out 19. To confuse someone
20. Manipulate the boundaries of an electoral constituency so as to favour one party
21. Has all letters of the alphabet 22. 4 vowels in a row
23. Intelligence 24. Fear of running out of books
25. Alternate vowels & consonants 26. Feeling ill
27. Has all 5 vowels 28. English 29. Nonsense or unintelligible 30. Spelled the same both ways



A simple, quirky idea for using unwanted ring spanners



CONTRIBUTIONS TO NEWSLETTER SEGMENTS?

If you have any funny stories, articles, *Tips, Tricks & Jigs*, favourite gadgets, items to sell or buy, interesting websites, pictures of things you've created or work in progress, send them to - woodiesnews@gmail.com
Articles must be received no later than the 16th of the month please, to be included in the next Newsletter.

WOODIES CLASSIFIEDS

There are two categories; 'For Sale' if you have any tools or equipment you want to liquidate, and "Wanted" for those of you who are looking for preloved tools or equipment that other members may be willing to part with. There is no cost.

All you need to do to get an advert in, is write a short description (including contact details) of the item that you are selling, or wish to buy and send it to woodiesnews@gmail.com along with any photographs where appropriate.

Entries must be received by 16th of the month to be included in the next newsletter. Items will appear in two consecutive newsletters unless sold or otherwise requested.

THANKS TO WONTHAGGI WOODIES' SPONSORS

***** *They support us, please support them* *****



45-61 McKenzie St,
Wonthaggi
Ph: 5671 4000



23 Inverloch Road, Wonthaggi Ph: 5672 1677



10b/286-288 Maroondah Hwy,
Chirnside Park
Ph: 9727 0611



33 -35 Murray Street, Wonthaggi
(directly opposite Woolworths Supermarket)
& 2460 Bass Hwy, Bass (in the Service Centre)



80-82 Osborne
Ave Springvale Victoria 3171
(03) 8549 9999



U6/3b Newlands Road
Reservoir, VIC 3073
Phone: 03 9448 8300



Address 2/5-7 Korumburra Road
Wonthaggi, Wonthaggi, VIC
3995
Phone (03) 5672 5522



Unit 2, 10-14 Capital Drive, Grovedale
Ph: 03 5243 0522



THE WONTHAGGI WOODY is the monthly
newsletter of Wonthaggi Woodcrafters Inc.

NEWSLETTER EDITOR - Alan Hurst

woodiesnews@gmail.com