



# The Wonthaggi Woody

ISSUE

197

September  
2023
[www.wonthaggiwoodcrafters.com.au](http://www.wonthaggiwoodcrafters.com.au)


Wonthaggi Woodcrafters  
P. O. Box 477 Wonthaggi 3995  
Jean Melzer Centre  
239 White Road  
Wonthaggi 3995

## COMMITTEE:

### PRESIDENT:

Neil Lenne - 0417 343112

### VICE PRESIDENT:

Lex Van Saane - 0417 010 941

### SECRETARY:

Alan Hurst - 0427 393 234

### TREASURER:

Frank Kisvarda - 0418 177505

## COMMITTEE MEMBERS:

Stephen Edge - 0404 252 470

Syd Gordon - 0434 614 573

Tina Kalivas - 0425 701 629

Peter Myers - 0413 122 103

Amanda Robbins - 0423 054 756

Hartley Tobin - 0400 359 976

### General Email

[wonthaggiwoodcrafters@gmail.com](mailto:wonthaggiwoodcrafters@gmail.com)

### Website

[www.wonthaggiwoodcrafters.com.au](http://www.wonthaggiwoodcrafters.com.au)

### Facebook

[www.facebook.com/wonthaggiwoodcraftersinc](https://www.facebook.com/wonthaggiwoodcraftersinc)

### Secretary

[woodiessec@gmail.com](mailto:woodiessec@gmail.com)

### Newsletter

[woodiesnews@gmail.com](mailto:woodiesnews@gmail.com)

## DIARY 2023

October 2nd - Committee Meeting

October 7th - Picking up timber in Inverloch

October 9th - Members' Meeting Bunnings

Nov 4th- 7th - Sales event at Newhaven

November 6th - Committee Meeting

November 13th - Members' Meeting

November 28th - Bunnings BBQ

December 7th - Christmas Function

December 8th - Likely Woodies 2023 closure

December - Christmas Shop TBA

## WOODIES WORKSHOP SESSIONS

### WOODTURNING: Regular Sessions

Monday 9 am to 12 noon	- Hartley Tobin:	5997 6328
	Neil Lenne:	5678 5736
	Neil Bateman:	5672 3229
Monday 1pm to 4pm	John DiStefano:	0481 480 812
Monday 5 pm to 8 pm	- Michael Bladen:	0428 270 850
Wednesday 1pm to 4pm	- Lionel Wood:	0409 695 950
Friday 9 am to 12 noon	- Hartley Tobin:	5997 6328
	Neil Lenne:	5678 5736
	Neil Bateman:	5672 3229

### SEGMENTED TURNING: Regular Sessions

Friday 9am to 12 noon	- Neil Lenne:	5678 5736
-----------------------	---------------	-----------

### WOODTURNING: On-demand Sessions

Friday 1pm to 4pm	Hartley Tobin:	5997 6328
-------------------	----------------	-----------

### TOY GROUP: Regular Sessions

Tuesday 9am to 4pm	- Peter Myers	0413 122 103
--------------------	---------------	--------------

### PYROGRAPHY: Regular Sessions

Friday 1pm to 4 pm	- Michael Bladen:	0428 270 850
--------------------	-------------------	--------------

### SCROLL SAWING: Regular Sessions

Wednesday 9 m to 12 noon	- Lionel Wood:	0490 695 950
--------------------------	----------------	--------------

### BANDSAW BOX MAKING: On-demand Sessions

Monday 1pm to 4 pm	- Marion Kerry:	0409 010 843
--------------------	-----------------	--------------

### JOINERY: Regular Sessions

Thursday 9am to 12 noon	- Syd Gordon	0434 614 573
-------------------------	--------------	--------------

### JOINERY: On-demand Sessions

Thursday 1pm to 4pm	- Syd Gordon	0434 614 573
Wednesday 1pm to 4pm	- Syd Gordon	0434 614 573

### CARVING: Regular Sessions

Friday 9am to 12 noon	- Harry Smith:	5674 8078
	Lionel Wood:	0490 695 950

## PRESIDENT'S MESSAGE



*Hi everyone and welcome to the September newsletter. It's so good to see more members at the club working on their projects, it makes a great morning tea with all the different discussions.*

*It was also good to see so many at the September Members' Meeting. Syd*

*Gordon did great job as the speaker, talking on sharpening tools . BCAL had their open day last week and we had quite a few people come through. We might even get some new members from it. Last weekend, the club attended the open day at the Vietnam Veterans' Museum on the Island. The toy group took toys along to be made up by the kids and there were quite a few parents and children who attended.*

*There is a list on the notice board for Woodies polo shirts, so if you are interested please add your name and size. There are also ladies sizes available. Orders must be in by 30th September.*

*Cont. Payment must also be made by this date otherwise your order cannot be placed. I would like to remind everyone to make sure you clean up well after your workshop session or after using any equipment. Also please make sure the dust extractors are on, and blast gates open. The supervisors are not there to clean up for you.*

*Cheers Neil.*



## JOKES OF THE MONTH



Paddy says to Mick, "I found this pen, is it yours?" Mick replies, "don't know, let me try it" and then says, "Yes, it is." Paddy asks, "How do you know?" Mick replies, "'cos that's my handwriting."

A woman walks into the house with a huge grin on her face. Her husband asks, "Why are you so happy?" She replies, "I'm 50 but my doctor says I have the breasts of a 25 year old." "Oh yeah," quipped her smiling husband, "What did he say about your 50 year old ass?" "Nothing, your name never came up."

"Sorry love, can I have a pint of Guinness and a packet of crisps, when you're ready there?"

"Oh, you must be Irish," she replied. The man was quite offended and responded, "The cheek of ye, just because I ordered a pint of Guinness you assume I'm Irish. If I ordered a bowl of pasta would that make me Italian?"

"No", she replied. "But this is a Newsagents."

## CURRENT NEWS

**Members' Meetings** - The October Members' Meeting will partially be at Bunnings with reps of Cabot's doing a presentation. There will still be the usual lunch and short meeting at the Club first. Look out for more details next week.

**Christmas function** - Our annual Christmas function this year will be held at the Whalebone Hotel in Wonthaggi on Thursday 7th December. The cost will be \$30 for 2 courses + bon-bons and extras included. More details later.

**Club Shirts are available for order now** - These are only available in blue and the price includes your name embroidered on. Complete your details on the noticeboard and make sure full payment is made to Neil Lenne before 30th September. There are ladies shirts also available with details also on the board.

**Shipping container** - We are still waiting on information from the Bendigo Bank about our Grant application for a 40' shipping container we plan to install adjacent to our buildings. to store timber and excess equipment and materials. This has become necessary as our storage space is reduced and timber left outside has been stolen.

**Woodies Annual Awards** - The Club will once again be holding Woodies Woodcrafting Awards this year after a two year hiatus due to Covid restrictions. There will be some changes, including the introduction of the George Hill Award. Details, guidelines, dates for submissions, judging panel, trophies/prizes, etc. will be emailed shortly. The submission date for the Okke Huitema and Harry Oates Awards will be during the first week of November dependant on when the judges can get together. Awards will be presented at the annual Christmas function on 7th December.

**Using timber from the Club** - The Club has a lot of timber available for members to use. However, it's important to be aware of what can be taken and what can't. Timber in the storeroom - in the front horizontal shelves - may be used by members. The large blocks on the floor - see a Supervisor to get permission before using. In the vertical racks at the rear - pine is for use of the toymakers only. Other items may be available for use - see your Supervisor. Any timber stored outside is available for members' use. On Saturday October 7th we will be collecting a lot of timber from a premises in Inverloch. This includes Silky Oak, Liquid Amber, Golden Ash and some smaller diameter fruit trees. It is fairly green wood, felled just prior to Winter, but already cut into usable blocks for us. Members will be encouraged to take what they feel they can use, or wish to cut up and air dry at home.

## WOODIES TIPS & TRICKS

Regular power cords on appliances are only so long. Hence extension cords make it much easier for you to get jobs done, especially if it involves power tools outside. However, one good tug can result in your power tool getting unplugged from the extension cord, possibly damaging the plugs and causing electrical dangers. Some people may not be aware of this handy trick: loop your cords around each other in a loose knot so that they never accidentally come apart.



### KEEP BABY WIPES NEARBY -

Handy for so many things in the garage and workshop – to wipe off extra wood glue, clean up paint drips, clean the grime off hands and even wipe down tools! It's great to have a wet rag at hand whenever you need it. And as a bonus, if you ever forget to close the lid and they dry out, they make excellent lint-free cloths. Use them for staining and wiping wood dust of work or tools. And they're pretty cheap and easily obtainable at supermarkets.

### FIX SCRATCHES AND SMALL DENTS IN WOOD -

Sometimes, you might inadvertently end up with unwanted dents or scratches on your workpiece. Don't fret. It is easy to remove them. Dampen a towel or clean piece of cloth, place it on the affected area and run over it with a hot iron. The steam will expand the wood fibres and fix the problem. It is best to have several goes and don't overheat the wood. Dependant on how bad the problem area is, when it dries, you should find the result restores the timber pretty well.

### DON'T LET BOARDS SLIDE WHILE SANDING:

When you sand boards on a flat surface, the boards tend to move. If you hold them down on a hard rough surface, they can get scratched on the opposite side as you sand. Use a non-skid surface under the board you are sanding. I use a silicone mat, but an old yoga mat or even a rubber shelf liner or non-skid pad can be great options.

### SAFETY FIRST:

**NEVER** disregard safety, as it is a primary and crucial element when woodworking. Better to be safe than sorry, so keep a fire extinguisher and comprehensive first aid kit *in your workshop*. It's no good in the house. Don't just put it in the "too-hard basket", **ALWAYS** use basics such as earplugs, safety glasses, face masks and gloves.

## DOWN MEMORY LANE -

The picture below is of Alan McNaught, one of the most esteemed members in the life of Wonthaggi Woodies. Alan introduced segmented turning to the Club and was regarded as one of the best exponents of the craft in Australia. He won many awards at the annual Australian Woodcrafting Exhibition. Alan made the bench seat below for the Wonthaggi Bowling Club and Ron Snooks recently commented that the beautifully made seat is still going strong and regularly used and commented on by bowlers. Ron keeps it sealed, oiled and looking good to ensure its longevity. Sadly, we lost Alan some years ago but his memory lives on, as do so many of the beautiful woodcrafted items he created.



**THE BEST THING  
ABOUT BEING  
OVER 40 IS THAT  
WE DID ALL OUR  
STUPID STUFF  
BEFORE THE  
INVENTION OF  
THE INTERNET,  
SO THERE'S NO  
PROOF!**

## SHOW & TELL

The traditional Post Office box below was made by Tina Kalivas. At the front It features a large pull flap for parcels and a smaller hinged flap for letters. It has been made totally from Redgum with brass fittings. The curved top was done by using smaller strips carefully jointed on each side. On the back is a lockable side-opening door for retrieving the mail. Tina has made this to be used as a letterbox at her home and as a reminder of the time she actually spent as a "postie" in Inverloch for a couple of years.



## SHOW & TELL

**Below:** The seam ripper and needle threader were made by Sandra Pietrolungo from Blackheart Sassafras. The box is Pine and Walnut featuring magnets to hold the contents in place.

The bowl was made by Brian Johnson from an unknown but heavy and attractively figured timber.

The four balls were made by John DiStefano - one from Redgum one from Cypress and two are segmented. John used a jig to make these perfectly round.




## SHOW & TELL

**Below:** The clock, made by Alan Hurst from Jarrah and an old circular saw blade, makes sense for any Woodworker to have in their workshop.


Gordon Garbutt created the walking stick from Redgum and Camphor Laurel, the shaft is turned in two sections, but the join is virtually invisible - well done Gordon.

The segmented bowl is a work in progress also by Gordon Garbutt.



## WOODIES @ WORK

Here's a masterpiece recently completed by Jimmy Yokoi. A beautiful chess set hand carved, complete with board and storage box. In the picture below we can see just one example of the way Jimmy has designed each piece, with careful scaled drawings. He has used a range of timbers for the whole project and the back of the chess board doubles as a backgammon setup. Jimmy never ceases to surprise us with his creativity and skills.



# WOODIES @ WORK

Jimmy Yokoi's latest project is a Redgum burl coffee table. The burl slab is about 120cm diameter and 5cm deep. Here he's working out the support and leg shapes and structures using scrap Pine pieces. The legs will be made from Redgum. Although quite smooth, the cracks and voids on top and sides will be filled with resin. We'll keep you updated on progress.

The bowl was made from a piece of Redgum burl that was going to be discarded because of its irregular shape. Neil Lenne to the rescue again. It has resulted in quite a spectacular piece.



What do you get a woodworking Dad who has all the tools and timber he could ever need .... and more? Just ask my wife.

Well here's what one of my daughters gave me for Fathers' Day recently. It now takes pride of place out there in the workshop. I'm not sure I'll be able to enforce all these rules, but they make sense, don't they?



## THEY GOT WHAT THEY ASKED FOR -

The neighbours complained about the unsightly storage of garbage bins at the front of this home. They insisted the owner put up a fence to obscure them from their view. So he constructed a fence as they requested .....





These are the new rubbish bins located in our meeting room/kitchen. Please use them appropriately. They are the same as you have at home, so there are no excuses. Red — landfill/general waste; Yellow — recycling; White lid/ green bag — organic waste. The organics are going home for someone's compost bin, so be *very* careful of what you put in here! If unsure, read the lists of suitable items on the lid of each bin.



**\*\* NOT GOOD ENOUGH WOODIES!!** This is what was discovered when our new \$4000 jointer was found to be not working well. AND there was an equal amount of shavings down underneath. Someone did not have the dust extractor running and the blast gate was found to be closed as well. This is not fair for other users or Neil and Syd who had to do the clean up. It could also damage the machine. We don't want to have to key lock this machine as well. You've had the training to use it .... please use it properly!

## WOODIES @ WORK

The pictures below are of our involvement in the Vietnam Veterans' Museum Open Day. Thanks to the 10 members and partners who gave their time to support this event. Below, Frank and Fred are working with a young lad to put together a tank. Many of the toys were specially designed to be representative of the Museum's displays.

Hartley and Peter are supervising the table displaying competed models of what was available.

Michael is using his pyrography unit to burn the children's name onto their chosen toy.



# SHOW & TELL

**Below:** New member Johan Vaessen created his first item on the lathe. Yohan has plenty of experience with metal lathes and is now learning a new set of skills at the Woodies.


**Bottom:** New to segmented turning, Craig Charles has created this lovely bowl from Cypress pine, Meranti, Jarrah & Vic Ash.



Below is Fred Demenech's first attempt at a segmented bowl. Looks fantastic - well done Fred. Seems like he's a fully fledged member of the 'cut and pasters' group now.



# WHAT TOOL IS THIS?



Last Month's tool was a very fancy rivet press with angelic detail.

Below is this month's Mystery Tool, supplied by Grant Crocker. All we know is that his wife brought it back

for him from her recent trip to the UK and it's about 10cm wide.





## NEWSLETTER MEMBER PROFILES

Since I wrote my first Woodies Newsletter in June 2012, I have included over 70 Member Profiles. It is great to know more about our fellow Woodies and the incredibly full and wonderful lives they have led. It enables us to recognise the diversity of backgrounds and opinions of our membership and celebrate people and their achievements. If you haven't done a Profile, especially if you are new to the Club, I'd love to include you in the future. It doesn't need to be a lot ( $\frac{1}{2}$  to  $\frac{3}{4}$  of an A4 page is plenty), you decide what you wish to present and I can give you some guidelines. I'll be contacting people shortly, so give it a go.

## STAY SAFE & HEALTHY

[Covid has not gone away](#) - unfortunately we've had quite a number of our members and partners go down with it in recent times. From all reports there is still Covid in the wider Bass Coast communities and warning of a new strain that has evolved in late winter. So please be super diligent and don't risk your health or that of others.

Over winter the Flu also flared up, as well as colds. As much as we seem to have accepted these illnesses, they need to be treated appropriately, especially amongst older people.

Don't feel embarrassed to wear a mask, even if those around you aren't, and regularly wash and sanitise hands. If you are feeling unwell, check for Covid and Flu by taking one of the new combination RAT tests and isolate if you come up positive. Stay at home and isolate for at least 5 days or until you feel completely better before moving around the Community again.



## WELCOME TO NEW MEMBER

*A very warm welcome to new member this month -*

**ZIL JACH**

*Woodies members please introduce yourself and make all our new members welcome at the Woodies.*



## BIRTHDAYS FOR SEPTEMBER 2023

**Happy Birthday**

A very *happy birthday* to the following Members –

*Glen Dalton*

*Syd Gordon*

*Brian Johnson*

*Walter Kruger*

*Nick Leitch*

*Neil Lenne*

*Michelle Walter*

*There are still a few birthdays not on our records. If we've missed you, please let Alan Hurst know or email - [woodiesnews@gmail.com](mailto:woodiesnews@gmail.com)*

## FOOD FOR THOUGHT

“There must be a union between the spirit in wood and the spirit in man. The grain of the wood must relate closely to its function. The abutment of the edge of one board to an adjoining board can mean the success or failure of a piece. Gradually a form evolves, much as nature produces the tree in the first place. The object created can live forever. The tree lives on in its new form. The object cannot follow a transitory “style”, here for a moment, discarded the next. Its appeal must be universal. Cordial and receptive, it should invite a meeting with man”

~ **George Nakashima**

## WOODIES @ WORK

Everyone is aware that the Woodies Annual Awards are making a comeback this year. There are a couple of major changes. Firstly an extra Award has been added - the George Hill Encouragement Award and secondly, perpetual trophies have been created from timber by experienced Woodies members to reflect relevance to our chosen hobby and to be representative of the Award. Below are three of the trophies. The Okke Huitema Trophy has been made by John DiStefano. The President's Award was made by Neil Lenne and the George Hill Trophy made by Hartley Tobin. The Harry Oates Award trophy is being made by Steve Edge and will be completed soon.



## SAVINGS ON EXPENDABLES

The club has expendable items purchased in bulk (sandpaper, super glue, Shellawax, EEE, etc.) for sale at Club cost price. We also have earmuffs, safety glasses and Covid-safe masks if you'd like to wear one. If you are interested in purchasing any of these items, see your session supervisor for prices and availability. ***If you have any thoughts about other items the Club could purchase in bulk for resale, speak to a Supervisor or to purchasing officer - Neil Bateman.***

### \*\*\*URGENT REQUEST\*\*\*

Please send any relevant articles, photos of interest or your latest project, items to buy or sell, woodworking tips, tricks and jigs, or just any general suggestions for the Newsletter to -

[woodiesnews@gmail.com](mailto:woodiesnews@gmail.com)



Always make sure  
**SOMEONE** in the  
relationship has  
good credit. That's  
why it's called  
**SIGNIFICANT** other.  
Sign/if/I/can't.

## CONTRIBUTIONS TO NEWSLETTER SEGMENTS?

If you have any funny stories, articles, *Tips, Tricks & Jigs*, favourite gadgets, items to sell or buy, interesting websites, pictures of things you've created or work in progress, send them to - [woodiesnews@gmail.com](mailto:woodiesnews@gmail.com)  
**Articles must be received no later than the 16<sup>th</sup> of the month please**, to be included in the next Newsletter.

## WOODIES CLASSIFIEDS

There are two categories; 'For Sale' if you have any tools or equipment you want to liquidate, and "Wanted" for those of you who are looking for preloved tools or equipment that other members may be willing to part with. There is no cost.

All you need to do to get an advert in, is write a short description (including contact details) of the item that you are selling, or wish to buy and send it to [woodiesnews@gmail.com](mailto:woodiesnews@gmail.com) along with any photographs where appropriate.

**Entries must be received by 16th of the month to be included in the next newsletter. Items will appear in two consecutive newsletters unless sold or otherwise requested.**

## THANKS TO WONTHAGGI WOODIES' SPONSORS

\*\*\*\*\* *They support us, please support them* \*\*\*\*\*



**NEW ADDRESS:**

Cnr. White Road & McKenzie St, Wonthaggi  
 Ph: 5671 4000



23 Inverloch Road, Wonthaggi Ph: 5672 1677



10b/286-288 Maroondah Hwy,  
 Chirnside Park  
 Ph: 9727 0611



33 -35 Murray Street, Wonthaggi  
 (directly opposite Woolworths Supermarket)  
 & 2460 Bass Hwy, Bass (in the Service Centre)



80-82 Osborne  
 Ave Springvale Victoria 3171  
 (03) 8549 9999



**Address** 2/5-7 Korumburra Road  
 Wonthaggi, Wonthaggi, VIC  
 3995  
**Phone** (03) 5672 5522



U6/3b Newlands Road  
 Reservoir, VIC 3073  
 Phone: 03 9448 8300



Unit 2, 10-14 Capital Drive, Grovedale  
 Ph: 03 5243 0522



*THE WONTHAGGI WOODY* is the monthly  
 newsletter of Wonthaggi Woodcrafters Inc.

**NEWSLETTER EDITOR - Alan Hurst**

[woodiesnews@gmail.com](mailto:woodiesnews@gmail.com)