

**The Official Newsletter of the SHIRE WOODWORKING CLUB Inc.** Reg. No. Y2889524  
"The WORKSHOP", 2B Turriell Bay Road, Lilli Pilli. NSW. 2229  
Workshop Phone 0490 861 606 Membership Enquiries: (02) 9522 7674 Newsletter Editor: Phone 0414 538 475

**Lovely Christmas Message from Randwick Children's Hospital**



Following the delivery of the toys Barry Gardner received the following email: "Hi Barry and the Wonderful Shire Woodworking Club.

We wanted to thank you for bringing so many incredible pieces of art, craft and love for the children and families at Sydney Kids Hospital. All the pieces are so imaginative and carefully crafted to immediately engage children to want to participate in playing and painting them.

A massive thank you too for all the gorgeous blankets and adorable hand puppets. The speech therapists were so thrilled to receive the puppets to work with the children in helping them to create vocal sounds and assist in their speech development.

Janet has emailed through this photo with permission to share, to show the calm and beautiful space that your gifts create for the children every day at the hospital.

From all of us at the hospital, we want to thank you and wish you all a magical Christmas and Festive Season. We are very excited to work together in 2023 and discover the many ways that we can make the hospital a happy and creative place for the children and their families.

Warm Regards and Gratitude



Matt and the Child Life Therapy Department "

*Editor here: As always, we members take great delight in having lovely feedback; it encourages us to want to continue doing what we enjoy doing, making toys, toys and yet more toys for the young patients. We also know that our work helps the parents of the patients as those parents are often under intense personal pressure with a young child in hospital.*

See page 4 for further details of the delivery.

**2022 Excellence Award judging will be held on 14 January 2023 in the gallery**

**CLUB COMMITTEE:**

President: Ian Rudd  
Vice President: Malcolm Armstrong  
Secretary: Graham Ethell  
 Telephone 9522 7674  
Treasurer: Alan Ritchie  
Committee Members: Roger Dixon, David Edwards  
 Maurice Smith

**SUB-COMMITTEES & Auxiliary Positions**

Assistant Secretary: Roger Dixon  
Assistant Treasurer: Roger Walsh  
Project Sub-Committee: Gary Healey, Roger Walsh & Ray Tregoning.  
Librarian: Roger Walsh  
Safety Officers: David Edwards, Gary Healey, Axel Tennie & Bob Quigley,  
Welfare Officer: Malcolm Armstrong  
First Aid Officers: Graham Ethell, Alan Ritchie & Gary Healey  
Newsletter Editor: Maurice Smith  
Catering Officers: Richard Cain, Steve Lansley, Trevor Lewis, Neil Mathews, Lynn Messenger, Ray Tregoning, Axel Tennie & Roger Walsh  
Equipment & Training : Roger Dixon, David Edwards, Neil Mathews, Kevin Gowen, Gary Healey, Maurice Smith, Ray Tregoning & James Windschuttle  
Raffles: Peter Mott  
Exhibitions Sub-Committee: Graham Ethell & Steve Lansley  
Property Sub-Committee: Graham Ethell & Alan Ritchie  
Toymaking: Malcolm Armstrong, Barry Gardner, Steve Lansley, Neil Matthews, Glen Reeve, Reno Scriberras & Maurice Smith.,  
Facebook: Alan Ritchie  
WebMaster: Maurice Smith  
Woodcarvers' Liaison:

**Librarian's Report**

All the best to all for 2022. I am planning to clean up the Gallery store room and discard all the old magazines currently kept there.

We will continue to receive Fine WoodWorking magazines and they kept in the Gallery but for the older magazines that are not used it's time to go. Most magazines are in good condition. I will remove them over January and February.

The magazines are available to club members, all or just a selection. Let me know.

Happy Woodworking - Roger Walsh , Club Librarian

.Also, our Jan maxi day speaker will be Mike Green who will present on subject of woodwork planes ie different types their application and maintenance.

If you would like to receive this Newsletter please email the editor at [theshirewoodworkingclub@gmail.com](mailto:theshirewoodworkingclub@gmail.com) or if you have an article that you think would be suitable for publication in this newsletter your Editor would be most pleased to receive it.

**MAXIDAY:  
SATURDAY 14 JANUARY, 2023  
AGENDA**

8:45am	Open Lilli Pilli Workshop
9:00am	Monthly Meeting
9:30am	Video — Ian's selection
10:00am	Morning Tea
10:30am	Excellence Award—members submitting items for judging present their entry
11:00	Show & Tell
11:15am	MaxiDay Guest Speaker Mike Green: planes: their application and maintenance
12:30pm	Lunch – What gourmet goodies does Richard have for us?
1:30pm	Raffle Draw
1:45pm	Excellence Awards—Judges discuss the entries and present their awards
1:45pm	Members projects
3.00pm	Workshop Close

**Presidents Report January 2023**

Happy and Safe New Year to all our members. The Shire Woodworking Club has continued to welcome new members and maintain a harmonious workplace where members can learn new skills and enjoy the friendly environment. I look forward to this New Year to see the many projects that all of our members produce and also see the skills and inspirations our members bring to the Club. Most of all, I look forward to the continued effort of our members who devote much of their time to producing toys and other items for both The Children's Hospital Randwick and our other nominated charities.

Workplace safety is a number one priority and this year we will continue to meet the challenge. We are improving our Machine Induction process and will increase our refresher videos on Maxi Days. Please be aware of safety issues especially when walking through the workshop. As you know, clear walkways are difficult to maintain when we have multiple members attending and extra attention is needed when traversing from different workbenches and machines. If you are using the Festool Domino or other power tools with a lead, make sure the units do not provide a trip hazard.

I am pleased to report our club had a very successful fundraising end to 2022. Thanks to all who contributed their time to manning the various stalls and making the items that were sold. The Shire Woodworking Club acknowledges the support we have received from the Cook Community Raffle, Cook Community Carnival and Bunnings Caringbah for allowing our stalls at their store.

Happy Woodworking  
 Ian Rudd, President



# X'mas Party

## 2022 Christmas Party



The 2022 Christmas party held on 10 December saw a group of about 40 members and guests attend the Gallery for a festive feast. The feast was bought together by Richard Cain, dressed as Father Christmas and his team of support elves. Richard and his elves did a super job. We all enjoyed our food and drinks.

It was a great training event for the following several weeks where we mostly (all??) overindulge in the traditional festive season.

Once again, our thanks to Richard and his team for their great work.

## Scenes from the Xmas party



Surprise guest, former member, Elise and baby daughter. President Ian presented Elise with a wooden toy for her bub.

# Hospital News

## **Children's Hospital, Randwick "Christmas" Therapy & Toy Delivery 7 December 2022**

This report by Barry Gardner: "December 7 saw Vice President Malcolm Armstrong with Roger Dixon and his ever reliable and loved Land Rover Discovery make the trek to the Sydney Children's Hospital, Randwick with our Club's latest delivery of 285 items (pictured below) to the Child Life Therapists.

Some 20 of our members contributed to this delivery. A big thank you to each and every one of you."



This report continues on from the lovely photo and email shown on page 1.

Upon receipt of the email shown on page 1 we responded with the following email to Matt Ralph:

*"Hi Matt,*

*Thank you for your kind words. It is a great privilege and pleasure that our Club members are able to use their skills to provide items that go in some small way to making sick children's hospital stay less onerous. We look forward to continuing to provide our usual bits and pieces in 2023 and beyond.*

*Please wish Janet, Kirsty and all the therapists and of course your good self a Merry Christmas and a happy, safe and prosperous 2023.*

*Barry*

*Shire Woodworking Club"*

Based on the children's photo seen on page 1 Dave Edwards' train seem to be a hit. Looks like Dave knows his job in the foreseeable future.

# Safety Update

The following report was received from David Edwards who heads our Safety Committee.

There's been a few things happening on the safety front within the Club over the past month or so. Firstly with the software platform that we have adopted, iAuditor has now changed its name to Safety Culture (SC) and if you'd like to have a look at some of their achievements both in Australia or around the world, go to <https://safetyculture.com/>.

**Lessons Learnt** - The old kitchen in the workshop is no longer in use as a kitchen. You may recall an incident last year whereby a plastic container was placed on the cooktop and the touch control buttons were inadvertently actuated. The heating elements started to melt the container resulting in thick black smoke being generated. Fortunately this was contained before a fire erupted and other than the container, there was no damage caused, but what are the lessons from this? With the kitchen no longer in use, we should have made sure that the power was off at the switchboard, and items should never be placed on a cooktop, whether at the club or at home. The power is now off at the switchboard, and a cover has been made for the cooktop to prevent items being placed on top. See the photo below.



**Power Board Safety** – According to Fire and Rescue NSW, problems with power boards can lead to electrical fires. To see a full list of these problems together with some tips, just enter “power board safety NSW” in your web browser. One of the problems they cite is “Dust build up in unused points”, and the tip is to: “Place power boards on their sides to prevent dust build up in unused points.” Given our workshop is a dusty environment, we've gone an extra step and installed safety blanking plugs in all unused points to prevent the ingress of dust. Maybe you should think about these tips at home as well.

**Machinery Servicing** – Typically we tend to fix our workshop machines when there is a breakdown and periodically there have been inspections in accordance with the manufacturers' recommendations. With the help of the Safety Culture platform, we have now entered all our machines onto a template and the periodic servicing will be scheduled at 6-month intervals. Roger Dixon will get reminders when they are due, and he will organise the servicing in accordance with the manufacturer's instructions.

With the Safety Culture program, he can do this and record the results on his smart phone or tablet - the following screen shot (on the following page) shows a template example for the Makita Drop Saw and to the right you can see a representation of what Roger will see on his phone.



# Safety Update

The screenshot shows a mobile app interface for a Makita Drop Saw service checklist. The interface is divided into two main sections: a desktop view on the left and a mobile preview on the right. The desktop view shows a list of questions and actions, including 'Has the last service been reviewed?', 'Are there any defects or actions from the last service that need to be brought forward?', 'Carryout service in accordance with manufacturers instructions', 'Record any findings, adjustments, parts replacement,(if none then write NIL)', 'Are there any safety related findings that need to be brought to Committee and Membership attention?', and 'Servicing Sign-off'. The mobile preview shows the same checklist on a smaller screen, with a red circle highlighting the 'Yes' button for the question 'Are there any defects or actions from the last service that need to be brought forward?' and another red circle highlighting the 'You're required to create or link an open action' message below it.

Servicing Section – This is an example and is for the Makita Drop Saw – it’s repeated throughout the template for each machine. As you can see, it’s been kept simple, and if need be, we can amend it based on experience going forward. In the mobile view on the right, I’ve selected yes for this question and it triggers the need to create an action.

**DID YOU KNOW?** Our Club has two of these.



Barry Gardner reports: What is it? It is an “Eclipse 38” Saw Tooth Sharpener. We have no instruction manual to advise how to use them. I was able to find some details on the web. Two posts in reply to somebody seeking an instruction manual maybe worth noting.

The first *“In my experience, okish on larger teeth, hopeless on smaller. Take time to get the depth of cut right.”*

The second *“ The role of the Eclipse sharpener is to control fleam angle, which is by far the easiest of the 3 angles to control. (rake, fleam, slope, as per <http://www.blackburnertools.com/articles/... index.html>) And it's physically intrusive, making placement and "tweaking" of the stroke to control teeth spacing difficult. AND it needs special files. I don't like it, as you may have surmised.”*

Should we create a Club cabinet for loose tools that seem to be a good idea but never likely to be used???

Barry Gardner



# Bunnings Night Markets

## 8 December 2022



Graham Ethell (pictured above, left, along with Kevin Gower and Roger Walsh) reports: The Club was invited by Bunnings at Taren Point to participate in their Christmas market on the evening of 8 December; held in their timber shop. Bunnings provided a BBQ, drinks, popcorn, face painting, a magic show, animal nursery and games for the kids. The market night was well attended with a great many children attending.

Bunnings provided the table, (and we cribbed extra space at each end along the wall), and we had the Red Cross and Country Women's Association also selling their wares alongside us.

Again, this was a profitable venture for the Club, and our thanks to Bunnings for their continued support and their invitation to this market night.

During the leadup period to X'mas the Club had several sales events at Bunnings, Taren Point, and the funds we raised helped offset the loss of income resulting from the cancellation of the Gynea Village Fair. We also heard several comments from Club members to the effect that the sales events at Bunnings are much easier work than that associated with running a Bunnings sausage sizzle/BBQ.

Editor here: As a Club member who has participated in both the sausage sizzle events and the sales events I can certainly agree that the sales events are definitely easier work.

# SHOW & TELL

## Ian Rudd's Banksia Cone Box

Ian showed this beautiful box in November's Show & Tell but Ian's report was delayed. The box is lovely and definitely worth showing in detail.



Ian Rudd reports: This box was made from New Guinea Rosewood and is lined with a red pigskin suede. The accents in the lid were made from Rock Maple to give the contrast. The box has very good quality brass hinges that open to 95 degrees. The hinges are installed using an 8mm diameter router bit set to the depth of the hinge.

There was a 10mm deep pocket routed into the lid with the rounded corners made square using a chisel. Banksia nuts were sliced to the correct thickness and fitted into the pocket. The box was then finished to 400 grit and then coated with multiple applications of Wipe On Poly.

*Editor here: Definitely a beautiful box*

## Painted X'mas Decorations

These painted X'mas decorations were a collaboration between Ian Rudd (on laser) and Zdena Vondra who has a lovely artistic touch in decorating the assembled items.



The items shown above are only a small selection of the items painted by Zdena for the Club. Some of these items were sold during our X'mas sale period and the rest were donated to the Randwick Children's Hospital.

Well done to both Ian and Zdena

## Neil Matthews made a table using recycled material

Neil recycled a Singer sewing machine stand and using his large stock of recycled timber made this table.





# SHOW & TELL

**Gary Mitchell had an amusing tale about Father Christmas entering his home via a skylight**



Gary amused the members present with his tale about the production of Father Christmas and the brick wall. The production involved his wife doing the paint work and Gary making the pieces. The above photo shows the end result. As Editor I must say that the result is fantastic. Well done Gary.

**David Edwards proudly shows the bandsaw boxes made for several grandchildren**



## Other News

**Kevin Gowen received his OBE**

President Ian Rudd took great delight in presenting member Kevin Gowen with his OBE medal.



Kevin promised to treasure his medal and will take great delight in showing his family how highly his fellow Club members think of him.

Happy 80th birthday Kevin.

**What is member Gary Bye working on?**

Pictured below is member Gary Bye, he is in the workshop attaching lots of clamps to a project to which he had just applied glue.



In case you don't recognise the item in question, I'll give you a clue; it's the body of his next acoustical guitar that he's making.







# Coming Up!

## Club Calendar

January 2023							1
S	M	T	W	Th	F	Sa	
PH	PH	3	4	5	6	7	
8	9	10	11	12	13	14	
15	16	17	18	19	20	21	
22	23	24	25	PH	27	28	
29	30	31					

February 2023							2
S	M	T	W	Th	F	Sa	
			1	2	3	4	
5	6	7	8	9	10	11	
12	13	14	15	16	17	18	
19	20	21	22	23	24	25	
26	27	28					

### Legend:

	Committee meeting 12.30 pm
	Club Days—members own projects
	Toy Making—No own projects
	Club Day and Woodcarvers evening
	MaxiDays
	First Saturday is Woodcarvers use of the Workshop

## Welcome to our new member

Please join me in welcoming the following new member to our wonderful club. We look forward to working with you.

#381 Daniel Blythe

## NOTICE BOARD

# SAFETY

**SAFETY FIRST: Members are asked on all club days to bring along and use their personal safety gear. ie. hearing protection, dust mask, eye protection, ensure they are wearing good sturdy protective footwear and no loose fitting clothes.**

### TOYMAKING Day for January

Due to the Australia Day public holiday on January 26th, the January Toymaking Day has been brought forward to **January 19**

### Updated donations deliveries totals:

Despite the Covid-19 ongoing pandemic impacts on club members, our members and supporters still managed to deliver lots of items for the various charities supported by the Club.

	Total
2022	1,262
From club inception	18,622

## WORKSHOP CLEAN-UP DAYS

Workshop clean-up days will now occur regularly every 2 months, with a focus on a different part of the workshop each time. This means, over the course of the year each part of the workshop will have been subject to a deep clean.

If you have any of your projects on the eastern wall of the workshop, beware, that section of the workshop is the focus of the clean-up to be held on 17 January 2023.

## Find us on FaceBook

In FaceBook search for Shire Woodworking Club

Raffle winners	
The X'mas raffle had extra prizes, with X'mas hampers and X'mas cakes to be selected by the winners.	
1.	Mike Green
2.	Ray Tregoning
3.	Graham Ethell
4.	Lynn Messenger
5.	Gayle Tregoning
6.	Frank van Luyt

## Members with Birthdays in January

Day	Member
1	Kevin Burke
17	Ray De Marco
27	Lynn Messenger
29	Tony Fenech
31	Peter Goonpan

Hope every one of you have a wonderful birthday and lots more of them.



Printed as a community service at the office of

*The Hon.* **Scott Morrison MP**

Federal Member for Cook

[www.scottmorrisonmp.com.au](http://www.scottmorrisonmp.com.au)