



# The Wonthaggi Woody

ISSUE

190

January

2023


[www.wonthaggiwoodcrafters.com.au](http://www.wonthaggiwoodcrafters.com.au)

Wonthaggi Woodcrafters  
P. O. Box 477 Wonthaggi 3995  
Jean Melzer Centre  
239 White Road  
Wonthaggi 3995

## COMMITTEE

### PRESIDENT:

Neil Lenne - 5678 5736

### VICE PRESIDENT:

Lex Van Saane - 0417 010 941

### SECRETARY:

Alan Hurst - 0427 393 234

### TREASURER:

Frank Kisvarda - 5674 6644

### COMMITTEE MEMBERS:

Hartley Tobin - 5997 6328

Syd Gordon - 0434 614 573

Anne Ormshaw - 0400 681 242

Michael Bladen - 0428 270 850

John Harmer - 0429 143 477

Stephen Edge - 0404 252 470

Amanda Robbins 0423 054 756

### Club Email

[wonthaggiwoodcrafters@gmail.com](mailto:wonthaggiwoodcrafters@gmail.com)

### Website

[www.wonthaggiwoodcrafters.com.au](http://www.wonthaggiwoodcrafters.com.au)

### Facebook

[www.facebook.com/wonthaggiwoodcraftersinc](https://www.facebook.com/wonthaggiwoodcraftersinc)

### Secretary

[woodiessec@gmail.com](mailto:woodiessec@gmail.com)

### Newsletter

[woodiesnews@gmail.com](mailto:woodiesnews@gmail.com)

## DIARY 2023

Jan 26th - Bunnings BBQ

Feb 6th - Committee meeting

Feb 13th - General Meeting

Feb 22nd - Trip to Pop's Shed

Mar 6th - Committee meeting

Mar 13th - General Meeting

Mar 31st - \$70 Annual Fees due

Apr 3rd - Committee Meeting

Apr 10th - General Meeting

## WOODIES WORKSHOP SESSIONS

### WOODTURNING: Regular Sessions

Monday 9 am to 12 noon - Hartley Tobin: 5997 6328

Neil Lenne: 5678 5736

Neil Bateman

Monday 1pm to 4pm - John DiStefano: 0481 480 812

Monday 5 pm to 8 pm - Michael Bladen 0428 270 850

Wednesday 1pm to 4pm - Lionel Wood: 0409 695 950

Friday 9 am to 12 noon - Hartley Tobin: 5997 6328

Neil Lenne: 5678 5736

Neil Bateman

### SEGMENTED TURNING: Regular Sessions

Friday 9am to 12 noon - Neil Lenne: 5678 5736

### WOODTURNING: On-demand Sessions

Friday 1 pm to 4 pm Hartley Tobin: 5997 6328

### TOY GROUP: Regular Sessions

Tuesday 9 am to 4 pm - Peter Myers 0413 122 103

### PYROGRAPHY: Regular Sessions

Friday 1 pm to 4 pm - Michael Bladen: 0428 270 850

### SCROLL SAWING: Regular Sessions

Wednesday 9 am to 12 noon - Lionel Wood: 0490 695 950

### BANDSAW BOX MAKING: On-demand Sessions

Monday 1 pm to 4 pm - Marion Kerry: 0409 010 843

### JOINERY: Regular Sessions

Wednesday 9am to 12 noon - Syd Gordon 0434 614 573

Thursday 9am to 12 noon - Syd Gordon 0434 614 573

### CARVING: Regular Sessions

Friday 9am to 12 noon - Harry Smith: 5674 8078

Lionel Wood: 0490 695 950

**As a courtesy to workshop supervisors and other participants please advise in advance if you are unable to attend your regular session.**

## PRESIDENT'S MESSAGE



Hi everyone and welcome to January 2023 newsletter. I hope you all had a great Christmas and a happy new year, celebrating with family and friends.

On a sad note, I'm sorry to let you know that we lost Ken Mackenzie over the Christmas/New Year period. Ken was a talented carver and created the honour boards at the club. Condolences to his family and friends.

The club is having an outing to Pops Shed on Wednesday the 22nd February. We will be car pooling. If you are a passenger a recommended contribution of \$15 each will help cover fuel and tolls. We will be having lunch at Pops Shed and there will also be a demonstration on how to make a Dragon Egg. In the afternoon, we have been invited to call in at the Berwick Woodcrafters. I will put a notice on the board at the club if you are interested in going.

I would also like to remind everyone that there is a Bunnings BBQ on the 26th January (Australia Day). There is a notice on the board for volunteers and we would appreciate your help.

It was great to see so many of you back at the club after our break. Have a good year in 2023.

Cheers, Neil



## MOTOR MOWER REQUIRED

We are now trying to have the area on the south side of the Woodies buildings grassed and made into a lawn space rather than garden, which over time has been

unsuccessful. At the working bee in December, the area was cut and tidied. Since then Neil Lenne has managed to get the imbedded stumps out. It will now be levelled and sown as necessary.

**SO, we now need a lawn mower for the Club.**

**Machine only** - we think we have enough human power!! Anyone who has a mower that they don't need and would like to donate to the Woodies, please let Alan Hurst or Neil Lenne know.

Obviously (like those who will be pushing it around) although age is not important, the machine should be in working order and easily started.

## SAVINGS ON EXPENDABLES

The club has expendable items purchased in bulk (sandpaper, super glue, Shellawax, EEE, etc.) for sale at Club cost price. We also have earmuffs, safety glasses and Covid-safe masks if you've forgotten to bring one. If you are interested in purchasing any of these items, see your session supervisor for prices and availability. ***If you have any thoughts about other items the Club could purchase in bulk for resale, speak to a Supervisor or to purchasing officer - Anne Ormshaw.***

## WHAT TOOL IS THIS?

This is a very old multi-purpose tool and is about 25cm long.



## CURRENT NEWS

**Bunnings Sausage Sizzles** - The next Bunnings event is on **Thursday** 26th January (Australia Day) and the roster is now on the noticeboard. There are still spaces available if you can help out.

**Christmas Shop outcomes** - We were very pleased that our Christmas Shop at the Bass Coast Artists Society Goods Shed in Nov/Dec was quite successful. We have been invited to do the same thing later this year, but perhaps closer to Christmas.

The weekend at the Woodies workshops also did well. Not as good as 2021, but takings have added valuable finances for the Club and members' pockets.

**Grants** - Great news. We have been successful with our Grant application through AMSA and the Federal Govt. to purchase a Test & Tag machine and have one of our members do a training course. This means we can test all of our machines, equipment and appliances annually, or as required, to ensure everything is safe and complies with regulations. The Committee is also considering applying for funding to conduct a First Aid Course, as it is over 2 years since the last one. All members will be invited to be involved.

**Initial Meetings for 2023** - The first Committee meeting for the year is Monday 6th February and the **first General Meeting will be on Monday 13th Feb.** We should have a wonderful *Show and Tell* at the General Meeting, as everyone will be able to bring along something they've made over the break. 😊 A new batch of prizes has been purchased for the raffle and we have a great guest speaker to look forward to.

**Visit to Pop's Shed & Berwick District Woodcrafters** - An excursion has been planned for Wednesday 22nd February to Pop's Shed for a demonstration, lunch and some retail therapy if you feel inclined. On the return trip we will be stopping in at Berwick District Woodcrafters. Those who attended our November General Meeting will recall we had visitors from that Club, Simon Robbins and his wife, who were quite impressed with what we offer to our members and suggested we visit their Club in the new year.

The final plan for the day will be confirmed later, but currently it is estimated as -

9.00am - Leave Woodies workshops

10.45am - Arrive Pop's Shed for demonstration, lunch and shopping

1.45pm - Leave Pop's Shed

2.30pm - Arrive Berwick Woodcrafters

3.45pm - Leave Berwick Woodcrafters

5.00pm - Arrive back at the Club

There is a notice on the board at the Club to put your name on if you wish to join us on this trip. It will be car pooling with a maximum of 3 passengers to a

vehicle. When you put your name down, nominate whether you are either a passenger or driver.

The only cost will be a recommended contribution to fuel and Eastlink toll road charges of \$15 per person. Lunch is complimentary thanks to Pop's Shed.

Further details will be provided later.

Websites: <https://popsshed.com.au/>  
<https://bdwwc.club/>

**Guest Speakers** - We have John Lyons for March (see details on P.5), but Lex is still interested in any offers or ideas for future speakers. We are aiming to at least have a speaker every second General Meeting this year, but we need your help here.

**Look after our dust extraction system** -

We have recently had a major problem with the dust extraction system in the machinery shed. Specifically, the 5" duct from the thicknesser was totally blocked. It became necessary to cut the duct at the major elbow and it was found to be blocked by sheets of A4 paper that had been sucked in, crumpled and compressed, gradually blocking all flow through. Paper???

Yep, someone's project plans!!

It is believed it may have happened when that inlet was used as a floor vac before it was dedicated to the thicknesser. However, something as careless as that has cost hours of work.

Please take care with all the dust extraction systems. *The optimum word is "dust".* Let's keep it to that.

**Vale Ken McKenzie** - In December we lost a long time, highly regarded member of the Woodies. Ken passed away, aged 88. An excellent woodworker and especially renowned for his outstanding carving skills, Ken was a regular visitor to the Club and attended General Meetings until he was unable to drive in recent years. Ken created the beautiful Honour Boards at the Woodies and a couple of intricate items in our display cabinet, and will be fondly remembered by all who knew him.

## INTERESTING WEBSITES

*The super glue idea that not many people know about*  
<https://www.youtube.com/watch?v=VIXPOMGFrWI>

*Super Glue and Baking Soda! Pour Glue on Baking soda and Amaze With Results*  
[https://www.youtube.com/watch?v=ImLAMfM\\_AgA](https://www.youtube.com/watch?v=ImLAMfM_AgA)

*Forget the Baking Soda! The Most Effective and Robust Adhesive I Have Ever Seen*  
<https://www.youtube.com/watch?v=t7YG90LFkMM>

## HERE'S A CHALLENGE


### Making the WORMHOLE coffee table

**Now here's a challenge.** Sent to me by Hartley Tobin, there has been 'interest' shown by several other members. Who will be the first to take on the challenge???

Have a look at how it's done -

<https://www.youtube.com/watch?v=5XITkGEO564>

**THE WORMHOLE**  
**By Olivier Gomis**



## WORKSHOP SAFETY

**Can you correctly identify these things at the Woodies?**

**If not, make an effort to find out. At some point it may save some trauma for yourself or others at the Club -**

1. Where are fire extinguishers located? How many are there?
2. What sort of fire extinguishers are they?
3. Where are machinery central emergency **STOP** buttons located in workshops?
4. Where would you find the defibrillator? Could you use it in a medical emergency?
5. Where are the three first aid cabinets and a fire blanket located?
6. Where is the *emergency evacuation area* for **all tenants** of the Jean Melzer Centre if there is a major emergency such as fire, major structural damage, bomb threat, gas or chemical leak, terrorism, etc.?
7. Where is the Woodies main electrical switchboard?
8. Where is the security system panel located and who is responsible for releasing and setting the alarm?
9. How many dust extractors do we have at the Club and where are they located?
10. **Here's a little self test to finish**—List 5 things you personally should **ALWAYS DO** at the Woodies and list 5 things you personally should **NEVER DO**.



## WOODIES @ WORK

It began as a simple idea, and the idea was good. Covering the new hot water unit would hide the ugly pipes, and protect it from the harsh sun since a lot of it seemed to be plastic. And, if it was done well, the end result could be aesthetically pleasing.

The first step was to consult Syd Gordon. After a brief chat he drew up a simple design of slats as this would allow for the essential airflow while still achieving the objective. This only took two attempts as my first measurements were not correct. The fun and games had begun.

The next step was choosing the wood. For all intents and purposes this should have been straight forward. Talking to the guys in the timber sawyard I had to choose something that would withstand the weather. There were options but with the additional criteria for the finished project looking as good as it could possibly be, it seemed to me that Cyprus posts and Merbau slats was a really good combination.

The cheapest way of buying the Merbau was as wide pieces, so these had to be cut into thirds. And did I mention that each of the posts went through the thickness several times each side at 2.4 metres long?

All I can say is that it's a fantastic way to learn which direction to turn the wheel! My thanks go to John DiStefano for help with cutting the slats to size; 900mm on the sides and 1m lengths on the front.

The slats had to slide into grooves routed into the Cyprus posts. Problem was I'd never used a router before - and it kind of scared me with that ultra sharp blade spinning at an incredible rate of knots, while screaming out "danger!!" to the uninitiated.

After a false start with a misunderstanding about the timing, Syd came to the rescue by telling me the basics and then leaving me to it. I guess he was a bit embarrassed by watching my legs shake. It turned out to be a half day job. But again, by the end of it my understanding and confidence had both increased considerably.

Once they had an exterior clear coat they looked beautiful. The colour and grain were very pleasing. Now they really DID look like they were worth \$50 each!

Just a pause here. Think about HOW you would go about constructing it from here. Because it's not as easy as it seems. I talked to John again and he suggested a fellow called Marc to lend a hand. All of this took time but I wasn't in any rush. I just wanted it done properly. And I knew in my heart of hearts that if it were left to me, my frustration level would have broken my poofoo valve. I'm not a woodworker. My previous profession before retirement was teaching. I'm better than average at wood turning because I've done it for years, but pulling this project together on my own ... yep, I had to use the guy.

Marc was good and a problem solver, albeit a bit slow because he's so fanatical about getting things perfect. Two of the posts

had to be fixed to the brick wall. This took an afternoon and then needed adjusting after that. The front was completed first, with each piece liquid nailed and screwed into place.

The problem was the posts were just shy of 100mm square. So the solution was to counter sink each one. Are you beginning to see the picture?

Once the front was done we were scratching our heads about how to keep the structure stable while the sides were being completed. I think you can guess how we did this.

Putting wheels on the bottom was a good idea because sooner or later the heavy structure needs to be shifted. I just hope that come the day when the water heater needs to be replaced yet again, the creation of many minds and many hours will be able to fit around it, because you can bet your bottom dollar I won't be building another one!!

Steve Edge.



### ***Set of keys found at the Club -***



A set of keys was left in the meeting room. See photo and contact Syd Gordon if it belongs to you.

## GUEST SPEAKER - MARCH



Our guest speaker at the Woodies March 13th General Meeting will be [John Lyons](#). He is doing a presentation on IWCS (the International Wood Collectors Society), Wood Microscopy and Wood Identification. John is President-elect and you can view information at - <https://woodcollectors.org/john-lyons-for-president-elect/>


The photo above shows an iPhone sitting on a McArthur Microscope looking at a wood section on the phone's camera and then projecting that image onto a smart TV. We are hoping that with a bit of adjustment, using a computer as a go-between, it will work at the Woodies

John is planning to visit us for morning tea early in the new year to test the arrangements.

We hope all members make an effort to get to this, the first General Meeting for 2023.



## JOKE OF THE MONTH



A sweet grandmother telephoned St. Joseph's Hospital. She timidly asked, "Is it possible to speak to someone who can tell me how a patient is doing?"

The operator said, "I'll be glad to help, dear. What's the name and room number of the patient?" The grandmother in her weak, tremulous voice said, "Norma Finlay, Room 302." The operator replied, "Let me put you on hold while I check with the nurse's station for that room."

After a few minutes, the operator returned to the phone and said, "I have good news. Her nurse just told me that Norma is doing well. Her blood pressure is fine; her blood work just came back normal and her Physician, Dr. Cohen, has scheduled her to be discharged tomorrow."

The grandmother said "Thank you. That's wonderful. I was so worried. God bless you for the good news."

The operator replied, "You're more than welcome. Is Norma your daughter?"

The grandmother said, "No, I **am** Norma Finlay in Room 302. No one tells me shit around here."

## STAY COVID SAFE

**Covid has not gone away**, so we still need to be super diligent. Importantly, there are new variants of Covid around, and we can't be sure how vaccinations will relate to these, so be extra careful and don't risk your safety.

Over the Summer, out amongst people and in crowded areas, it's even more important to protect yourself. Don't feel embarrassed to wear a mask, even if those around you aren't. Regularly wash and sanitise hands, cough or sneeze into a tissue/handkerchief or the crook of your arm. **If you are feeling unwell, take a RAT test or arrange a PCR test and isolate if you come up positive.** Although not mandated now, it's best for you and others if you stay at home and isolate for at least 5 days. Then complete at least two negative RATs before moving amongst people again.

**If you do contract Covid, antiviral medications to treat COVID-19 are proven to save lives and reduce the risk of needing hospitalisation when taken early. People aged 70 and over are now eligible for antiviral medications.**

**GPs can prescribe antivirals and help eligible people plan to access them if they test positive for COVID-19. This can help you if you begin taking the medication within 5 days of becoming sick, when it will be most effective.**



## OLDEST TREES IN THE WORLD


There is a lot of controversy, and often not much real proof, about what is the oldest tree in the world. So, here's a few that supposedly hold that title.



**Above:** 1500 year old tree, located in South Africa. The locals say it's the "*Oldest Living Thing On Earth*".



**At left:** "*The Oldest Tree in the World*". It's in Tanzania and is claimed to be 6000 years old. Fact is, tree age can only really be ascertained by counting rings on a core. This tree hasn't had that done, nor is there any documentation to prove it's age.



**Above:** This particular long-lived oddity is a Patagonian cypress (*Fitzroya cupressoides*), a species known for its slow growth and exceptional size. Nicknamed the Gran Abuelo (great-grandfather) tree, it stands nearly 200 feet tall, features a trunk 13 feet thick, and has a perimeter of 36 feet. According to Jonathan Barichivich, a Chilean environmental scientist working at the Climate and

## OLDEST TREES IN THE WORLD

Environmental Sciences Laboratory in Paris, *the tree may be up to 5,484 years old* - an age that would eclipse the current 'official??' record-holder, a bristlecone pine in eastern California, by more than 600 years.

**Then there's this one** - Methuselah, "*the oldest known tree in the world*", is 4,850 years old, meaning it was established during Ancient Egypt and lived through the rise and fall of the Roman empire .



Until 2013, Methuselah, an ancient bristlecone pine was the oldest known non-clonal organism on Earth.

Methuselah was 4,789 years old when examined in 1957, with an estimated seeding date of 2833 BC. That makes Methuselah - commonly referred to as the oldest tree

in the world - 4,855 years old in 2023.

And of course there's this offering about Methuselah from - [ludvigpersson](#) - 'that's a dope ass tree b'cos we got one in Sweden called "old tjikko" that is 9,550 years old. No ring counting, but carbon dating'. **Ok, sure it is!!**

## BIRTHDAYS FOR JANUARY 2023



A very **happy birthday** to the following Members – Bernie Bambling, Betty Burns, John Davies, Diane Douch, Dominic Iervasi, David Macdonald, Peter Morrissey, Peter Myers, Lex Van Saane & Lionel Wood.

*There are still a few birthdays not on our records. If we've missed you, please let Alan Hurst know or email [woodiesnews@gmail.com](mailto:woodiesnews@gmail.com)*

**Send any relevant articles, photos of interest, items to buy or sell, woodworking tips, tricks and jigs, or just any general suggestions for the Newsletter to -**

**[woodiesnews@gmail.com](mailto:woodiesnews@gmail.com)**

## CONTRIBUTIONS TO NEWSLETTER SEGMENTS?

If you have any funny stories, articles, *Tips, Tricks & Jigs*, favourite gadgets, items to sell or buy, interesting websites, pictures of things you've created or work in progress, send them to - [woodiesnews@gmail.com](mailto:woodiesnews@gmail.com)  
**Articles must be received no later than the 16<sup>th</sup> of the month please**, to be included in the next Newsletter.

## WOODIES CLASSIFIEDS

There are two categories; 'For Sale' if you have any tools or equipment you want to liquidate, and "Wanted" for those of you who are looking for preloved tools or equipment that other members may be willing to part with. There is no cost.

All you need to do to get an advert in, is write a short description (including contact details) of the item that you are selling, or wish to buy and send it to [woodiesnews@gmail.com](mailto:woodiesnews@gmail.com) along with any photographs where appropriate.

**Entries must be received by 16th of the month to be included in the next newsletter. Items will appear in two consecutive newsletters unless sold or otherwise requested.**

## THANKS TO WONTHAGGI WOODIES' SPONSORS

\*\*\*\*\* *They support us, please support them* \*\*\*\*\*



45-61 McKenzie St,  
Wonthaggi  
Ph: 5671 4000



23 Inverloch Road, Wonthaggi Ph: 5672 1677



10b/286-288 Maroondah Hwy,  
Chirnside Park  
Ph: 9727 0611



33 -35 Murray Street, Wonthaggi  
(directly opposite Woolworths Supermarket)  
& 2460 Bass Hwy, Bass (in the Service Centre)



80-82 Osborne  
Ave Springvale Victoria 3171  
(03) 8549 9999



**Address** 2/5-7 Korumburra Road  
Wonthaggi, Wonthaggi, VIC  
3995  
**Phone** (03) 5672 5522



U6/3b Newlands Road  
Reservoir, VIC 3073  
Phone: 03 9448 8300



Unit 2, 10-14 Capital Drive, Grovedale  
Ph: 03 5243 0522



*THE WONTHAGGI WOODY* is the monthly  
newsletter of Wonthaggi Woodcrafters Inc.

**NEWSLETTER EDITOR - Alan Hurst**

[woodiesnews@gmail.com](mailto:woodiesnews@gmail.com)