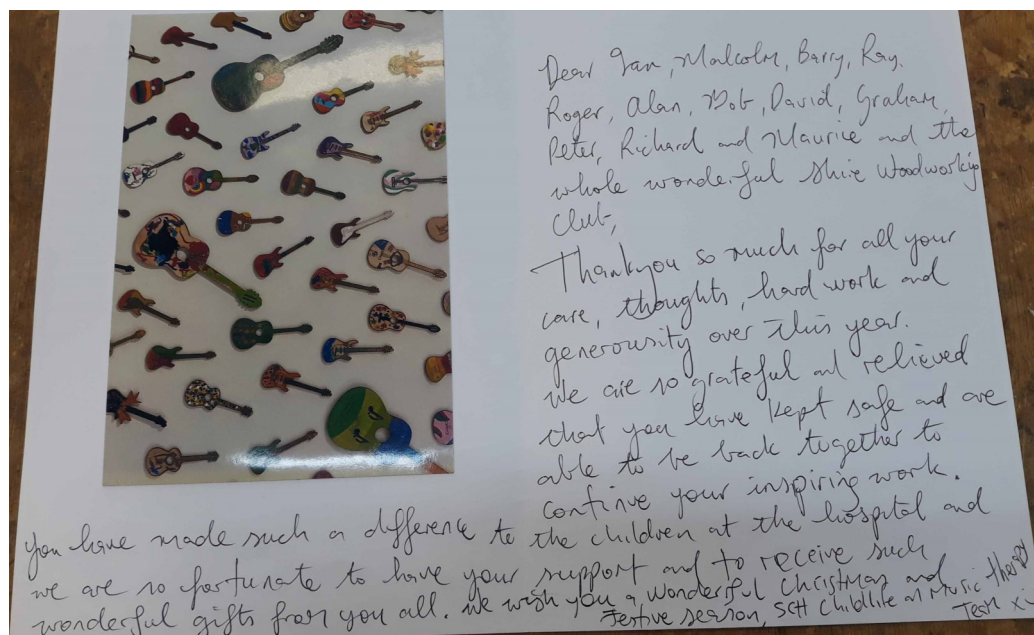


The Official Newsletter of the SHIRE WOODWORKING CLUB Inc. Reg. No. Y2889524

"The WORKSHOP", 2B Turriell Bay Road, Lilli Pilli. NSW. 2229

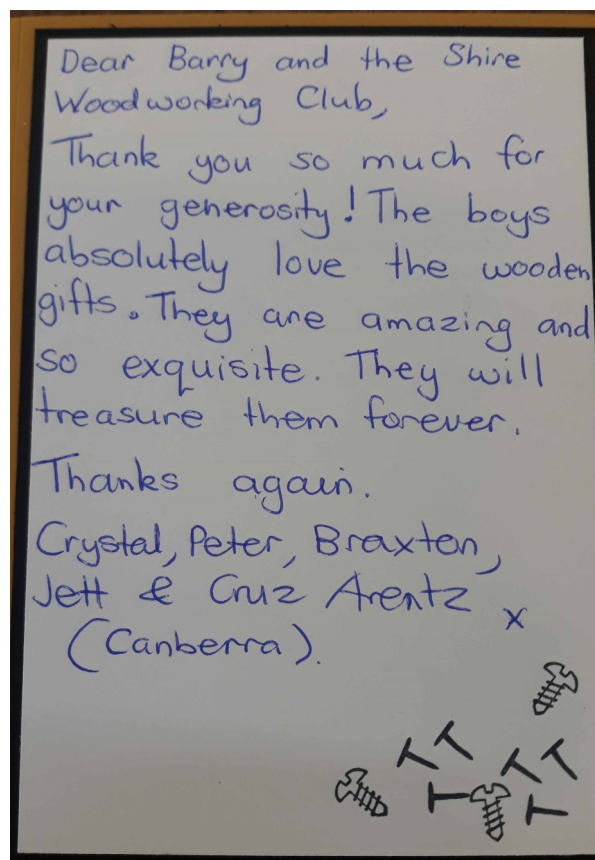
Workshop Phone 0490 861 606 Membership Enquiries: (02) 9522 7674 Newsletter Editor: Phone 0414 538 475

Two lovely Christmas cards received at the workshop



At left, Xmas card received from Randwick Children's Hospital. The photo features the Club's laser cut guitars decorated by some of the patients at the hospital. The guitars were donated to the Hospital in November 2021.

Below, card received from the family of Randwick Children's Hospital patient, Jett who was featured in our November 2021 newsletter.



CLUB COMMITTEE:

President: Ian Rudd
Vice President: Malcolm Armstrong
Secretary: Graham Ethell
 Telephone 9522 7674
Treasurer: Alan Ritchie
Committee Members: Roger Dixon, David Edwards
 Maurice Smith

SUB-COMMITTEES & Auxiliary Positions

Assistant Secretary: Roger Dixon
Assistant Treasurer: Roger Walsh
Project Sub-Committee: Bob Davis, Barry Gardner,
 Alan Ritchie & Ray Tregoning.
Librarian: Roger Walsh
Safety Officers: Ray De Marco, Roger Dixon, David
 Edwards, Graham Ethell, Alan Ritchie, Ian Rudd &
 Ray Tregoning.
Welfare Officer: Peter Mott
First Aid Officers: Graham Ethell & Alan Ritchie
Newsletter Editor: Maurice Smith
Assistant Newsletter Editors: Ray De Marco & Roger
 Walsh
Catering Officers: Richard Cain, Michael Green, Steve
 Lansley, Trevor Lewis, Neil Mathews, Lynn Messenger
 & Roger Walsh
Equipment & Training: Roger Dixon, David Edwards,
 Neil Mathews, Terry Murphy, Alan Ritchie, Ian Rudd,
 Ray Tregoning & James Windschuttle
Raffles: Peter Mott
Exhibitions Sub-Committee: Malcolm Armstrong, Roger
 Dixon, Graham Ethell, Steve Lansley, Lynn Messenger,
 Maurice Smith & David Whitney
Property Sub-Committee: Richard Cain, Roger Dixon,
 Graham Ethell, Bob Quigley, Ian Rudd, & Ray
 Tregoning
Toymaking: Malcolm Armstrong, Barry Gardner, Gary
 Halder,, Steve Lansley, Lynn Messenger, Glen Reeve,
 Reno Scriberras, Maurice Smith, Ken Tyson & Roger
 Walsh
Woodcarvers' Liaison: Ron O'Malley

Librarian's Report

We have received two magazines from The Taunton Press over the last week, the Winter 2022 edition of Tools & Shops and the August 2021 Issue 290 of the Fine WoodWorking magazine. Similar contents for each. Take a look at the plans for a 'Sturdy Knock-Down Workbench', 'Shop Vacuums' and 'Drill-Press Table' in the T & S edition and 'Building with Rabets and Dadoes' & 'Shaker Chest of Drawers' in the normal edition.

Also, some useful tools in the Woodpeckers advertisement. Magazines available at the club 'Gallery' from 01 January 2022. All the very best to club members for a better 2022. Stay safe.

Roger Walsh, Club Librarian

If you would like to receive this Newsletter please email the editor at theshirewoodworkingclub@gmail.com or if you have an article that you think would be suitable for publication in this newsletter your Editor would be most pleased to receive it.

MAXIDAY: SATURDAY 11 JANUARY, 2020 AGENDA

8:45am	Open Lilli Pilli Workshop
9:00am	Monthly Meeting
9:45am	Video — SawStop saw Operation followed by President Ian's selection
10:00am	Morning Tea
10:30am	2020 & 2021 Excellence Awards Members Presentation and Judging
11:30am	Clubs Jigs. Reviewing their purpose, safety and quirks
12:30pm	Lunch
1:30pm	Raffle Draw
1:15pm	2020 & 2021 Excellence Awards—Judges Presentation—Category & Overall Winners
2:00	Continuation of Jigs session
3.00pm	Workshop Close

Presidents Annual Report for 2019-20 & 2020-21

The past 24 months have been a challenge for everyone in our community and the period also was a challenge for the Shire Woodworking Club. The pandemic caused long periods in both 2020 and 2021 where we saw the club closed and thus no activity in the workshop. On reflection, the Shire Woodworking Club has managed to complete numerous community projects throughout that period and still maintain a steady supply of toys and items to The Children's Hospital Randwick and other community organisations. A Covid19 Safety Plan was implemented, and I would like to thank all our members who have adhered to the various procedures that were required upon reopening the Workshop.

Toymaking

My thanks to the members of the Toymaking committee and all those members who made the extra effort to help.

The last Thursday in every month is a dedicated Toymaking day and although we lost over 30 Thursdays due to Covid lockdown the Shire Woodworking Club managed to make a record number of toys. Your club has a number of members who continued to make items at home during the lockdown and these items boosted our stocks. The quality of the toys being made by members continues to improve each year. I am heartened by the number of members who turn up to assist in making and assembling toys.

Our Plank Competition each year enables the Club to have toy items of the highest quality and the standard is raised each year. My thanks to all those members who have participated in the annual event.

Safety

Safety continues to be central to how we operate the club. As we gain new members, this provides a challenge to ensure they are instructed on the correct and safe operation of the many machines. The induction program that has been developed for the club has established a index of all members and rec-

(Continued on page 3)

ords each members induction on each machine. In addition, the club continues to have a refresher course on each maxi day for the most used machines.

Equipment

In the past two years the Shire Woodworking Club has installed a new Hammer Band saw, a water-cooled variable frequency drive router, a Festool Domino machine, a Mirka Sanding system and an overhead Router sled. Ray Tregoning has been instrumental in building two new Multi-Function workbenches that allow clamping on the bench surface. All these items are very high quality and will remain valuable assets for many years to come. My thanks to David Edwards for the superb build of the Router sled.

Solar Panels

As a result of our successful application for a Federal Government grant The Shire Woodworking Club now has a solar panel system installed for the Workshop. The solar panels are of the latest design and their performance can be digitally monitored. We can now look forward to greatly reduced energy costs each year.

Gallery

In December 2020 we were successful in gaining the lease for the Gallery. This has immediately freed up additional space in the workshop and provided an ideal area for Maxi day presentations, display of finished items and a separate spacious eating area. This new building has opened up many new avenues for our club and is a milestone achievement. We were successfully in applying for a grant for various items relating to the Gallery. We have installed a new TV in the Gallery to enable safety and equipment videos to be shown along with other entertainment videos. New blinds were installed along with an expandable safety fence. In addition, the Gallery kitchen has had a new instant hot water system installed.

The ability to permanently display items that have been made by the club is a huge step forward and allows the Club to open the Gallery to the public to purchase items.

Future

The consolidation of Land Titles for the two buildings has been completed in the first step of our vision to join the two buildings. There are many steps we have to take to complete the addition and fundraising will be essential to allow this development. We are in the process of obtaining preliminary design concepts to obtain overall cost estimates as one of the initial steps. The Shire Woodworking Club acknowledges the continued support we receive from the Sutherland Shire Council regarding this project.

Finances

I am pleased to report The Shire Woodworking Club has managed to maintain a healthy bank balance despite there being no Gympie Fair or Bunnings sausage sizzles for two years. These events have been our major fund raising events in the past.

Special Mention of Members.

My thanks to all members for your participation in our club.

There are many members who continually contribute in many ways to our club. Special mention is made of those members outside the Executive who are always willing to put their hand up for the benefit of the club. Ray Tregoning never ceases to amaze with the workload he volunteers and the assistance he gives to all members. Richard Cain has always looked after our catering requirements and is renowned for finding additional supplies. Bob Quigley will fix anything that has wires attached to it and always assists any member needing help. Neil Mathews volunteers the odious task of trying to get some respectable order in the storeroom and also is on hand when catering is required. Thank you, Peter Mott for the many contributions you make including the regular maintenance of the dust filters and managing the Maxi day raffles. Maurice Smith for successfully taking on the important role of Editor Sawdust & Shavings and his enthusiasm in greeting new members.

Finally, my thanks to the members of the Executive who have guided our club over many years. Graham Ethell has an astonishing workload as Secretary and is always organising the next steps we have to take. Alan Ritchie for the way he has performed the role of Treasurer and providing general advice. Roger Dixon for continuing to maintain the New Member Induction Program and stepping in when any repair to equipment is required. Malcolm Armstrong for his service as Vice President and his organising of Toymaking activities, Finally to both Ray DeMarco and Barry Gardner for their many years of service to our club

Ray De Marco was President for seven years and guided the transition of the original Triton Owners Club at Oyster Bay to the Shire Woodworking Club here at Lilli Pilli. Barry Gardner created the original Sawdust & Shavings Newsletter and this has become an essential part our clubs history. My thanks to Ray and Barry for their service to our club.

In Conclusion

For me it has been an honour to be President of this club. Looking back over the past few years I see new members bringing new skills and new ideas. We continue to welcome new members and whenever the occasion arises give back to our community. Every year we hope our donations to The Children's Hospital Randwick and our local charities will make a difference to someone's life. Thank you all for your contribution that makes the Shire Woodworking Club such a unique group.

Happy woodworking

Ian Rudd, President

Treasurer's Report for Financial Years 2019-20 & 2020-21

Although both 2019-20 and 2020-21 financial years were impacted severely by the COVID-19 pandemic lockdowns, the Club had two relatively successful years.

In the financial year to June 2020 total fundraising events were impacted resulting in a drop of over 30% from 2019. Total income dropped nearly 25%. However, expenses were only 8% less. This meant we had a modest operating surplus.

In the financial year to June 2021 we had a reduction of income of about 14% (compared to the previous - 2020-21 year). Expenses dropped by 21% This resulted in an even more modest operating surplus.

In addition to operating expenses in both years, we spent another \$12,000 on capital items including: a Mirka sanding system; a Domino machine; new guide rails for the table saw; a dust collector upgrade; and a TV, advertising banner, blinds and hot water system for the Gallery. Some of that capital expenditure was covered by grants received from various governmental bodies.

Despite the reduction in income the Club's finances are healthy with total funds available at the end of the 2020-21 are sufficient to cover any likely expenses.

Members, detailed financial reports are available at The Gallery

Prime Minister honours our former President Ray De Marco

Each year as part of the Cook Community Classic events, there is the opportunity for community organisations to nominate a member for a Cook Award, to honour their outstanding service to the organisation and the community.

We are very pleased to advise that our long serving member, previous President and current Committee Member, Ray De Marco, received a Cook Award on Saturday 4 December from the Prime Minister the Hon. Scott Morrison. In all there were 40 recipients of these awards, representing organisations in the Federal Electorate of Cook.

To quote from the Club's nomination of Ray:

2021 Annual General Meeting election

Two of our long serving committee members have stood down after many years of sterling service. The new committee elected at the AGM is:

President	Ian Rudd
Vice-President	Malcolm Armstrong
Treasurer	Alan Ritchie
Secretary	Graham Ethell
Other committee members	Roger Dixon
	David Edwards
	Maurice Smith

Our special thanks to Ray De Marco (former President) and Barry Gardner (former newsletter editor) for their services to the Club for so many years. During their time they helped guide the club through its' early years to the great club that we have now.

"Since joining the Club Ray has been very involved with all aspects of Club activities and as President was committed to making the Club interesting and stimulating for all members, through continued and growing support for needy Charities and passing on his knowledge and skills to members. After serving as President for seven years, Ray has continued as a Committee member where his knowledge and experience has been very beneficial to the Club's operation and management.

Ray is a strong supporter of the work the Club undertakes to provide toys and other therapy items to the Sydney Children's Hospital at Randwick and Shire based charitable organisations at Christmas.

Ray has excellent leadership qualities, as demonstrated by the inspiration and help he has given to our members. Ray has made a significant difference to the Club and is highly respected by all 93 Club members".



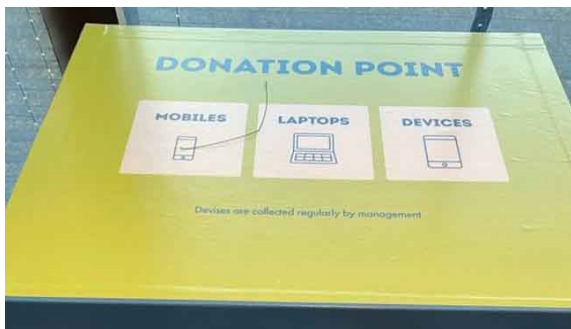
The Reconnect Project—A Follow up

The October 2021 edition of Sawdust & Shavings showed a photo of a donation box made for the Reconnect Project, to be used to receive unwanted laptop computers, mobile phones and other electronic devices.

Below is a photo of the box now installed in the Reception area of the Sutherland Shire Council building.



Front view of the donation box.




Top view of the donation box.

Assistance to The Family Co.

Early December the Club hosted a visit from Ashleigh Daines, CEO of The Family Co. and Lola Hearn, Administration and Facilities Manager, who accepted 88 toys and soft knitted items from the Club.

The donated items include 43 made by the Club and 45 dolls, characters, hand puppets and small stockings all knitted by the Club's good friend Barbara Taaffe. Thank you, Barbara for your beautiful work which you provide



Unusual timber donation received

Late November saw the Club receive an unusual timber donation! It was a deconstructed billiard table. The owner had tried to sell it with no joy, then tried to give it away with the same result.

That's how we ended up with the timber shown below.



Thank you to Tim & Louise for your donation.

every year to give joy to underprivileged children.

The Club has been supporting The Family Co. (formerly Sutherland Shire Family Services) for over 10 years, going back to when we were still at Oyster Bay. The Family Co. ensures that young people, women and families have a safe home, strong connections and opportunities to thrive in life, by supporting them in times of trauma and domestic and family violence.

The photo below shows Ashleigh on the left, Lola on the right, accepting the items donated by the Club.

If you would like to know more about the work of The Family Co. the following is a link to their web-site, which also includes access to their Annual Reports.

<https://www.thefamilyco.org.au>

The list of items donated is shown on the final page of this newsletter.

2021 Christmas Party Celebrations

Saturday 18 December 2021 saw The Gallery decorated with Christmas motifs and as our members and numerous guests arrived a veritable feast awaited them. Our Chief Cook and Bottle Washer (alias Richard Cain) and his capable assistants had performed their usual minor miracles and provided a lovely repast. The photo below left shows some of the attendees tucking into their Christmas lunch.



"Chef" Richard Cain

Check out President Ian's apron!

(Gayle Tregoning thinks Ian's apron is too funny for words.)



Updated Plank Competition Honour Roll

The Plank Competition in its's current form commenced in 2015

	<u>Winner</u>	<u>2nd Place</u>	<u>3rd Place</u>
2015			
Category A	Warwick Tame	Bob Davis	Graham Ethell
Category B	Ron O'Malley	Roger Walsh	Bill Riley
Category C	Steve Lansley	Malcolm Armstrong	Gordon Mc Donald
2016			
Category A	Warwick Tame	Roger Walsh	Graham Ethell
Category B	Geoff Tong	Steve Lansley	Malcolm Armstrong
Category C	Ian Rudd	Bob Quigley	Neil Mathews
2017:			
Category A	Roger Walsh	Geoff Tong	Ray De Marco
Category B	Malcolm Armstrong	Ian Rudd	Steve Lansley
Category C	Regina McGrillen	Glen Reeves	Gary Halder
2018:			
Category A	Graham Ethell	Bob Davis	Roger Walsh
Category B	Ian Rudd	Steve Lansley	Bob Quigley
Category C	Robert Leake	Neil Mathews	Maurice Smith
2019:			
Category A	Geoff Tong	Roger Walsh	Malcolm Armstrong
Category B	Robert Leake	Bob Quigley	Regina McGrillen
Category C	David Edwards	Tim Dodds	Gordon McDonald
2020:			
Category A	Barry Gardner	Geoff Tong	Malcolm Armstrong
Category B	Neil Mathews	David Edwards	Tim Dodds
Category C	Bob Winwood	David Whitney	Maurice Smith
2021			
Category A	Roger Dixon	Robert Leake	Geoff Tong
Category B	Tim Dodds	Steve Lansley	Bob Winwood
Category C	Ray Tregoning	Gary Healey	Tom Croucher

2021 Plank Competition Photos and Reports

Photos and reports carried over from December 2021

Tom Croucher's Land Rovers

When Barry Gardner gave me a set of plans for a Land Rover I thought "that looks easy enough" – it was far from easy. Barry then gave me some excellent advice suggesting that I Google old Land Rovers and change the plans so that I copy the features of a specific Series of Land Rover and not just a generic image. I chose the Series 2 from 1960, and that increased the degree of difficulty. H'mm maybe I shouldn't have thanked Barry for that suggestion.

There were many challenges:

- The degree of accuracy needed to get all 35 parts of each Land Rover to fit together nicely.
- Making the 25 wheels, for 5 vehicles, so that each set of wheels had the exact same diameter.
- Learning which special cuts to do on what machine and then learning how to use the machine.
- Racing against the clock to finish and trying not to worry too much about the inevitable mistakes.

I want to thank the club members who were so prepared to help and to teach me. I would not have got there without them.



Steve Lansley's Rolls Royce 1908 Silver Ghost

Steve's report does not do justice to the gorgeous model of the 1908 Rolls Royce Silver Cloud.

"The Rolls started with a plan out of the SWC library, this has many metal parts screws, bolts and plates. My first step was to shrink the size to 50%, redesign to remove all metal components, then studied pictures of the real thing to make my model more authentic.



I cut the parts using my scroll saw, then assembled and air brushed the model. I then made a base and sprayed that with clear Estapol."



2021 Plank Competition Photos and Reports

Bob Winwood made some tremendous toy trucks

This is my second attempt at the Plank Competition and surprisingly coming away with 1st place in category 3 last year, I was looking forward to this year's competition. The first hurdle was to determine what to make and as



creative talents are not one of my strengths I returned back to a book I found in our library, 'Tremendous Toy Trucks'

Unfortunately, all the plans' dimensions are imperial so some time was spent converting them to metric.

The next challenge was to prepare a cutting list to ensure there was enough timber. This took some time to carry out but was worth the time it took to finalise. I decided to make two trucks and managed to ensure that I had sufficient timber for all the pieces with the timber provided. The only additional pieces of timber were the dowel for the wheel pins and exhausts.

Fortunately, I managed to cut the pieces at the workshop before the COVID lockdown started and I did the final assembly at home. The finish was with orange oil. Luckily the plank I received had a nice grain which gave the cabins on the trucks a great finish.

Once again it was a lot of fun to make.

Bob Winwood

Neil Mathews has started an earth-moving business

What toy(s) to make this year? I was looking for something possibly educational that would not be discarded in ten minutes. I saw a video of a kid having fun playing in a sand pit and sitting on a toy excavator and thought this is it. A kid could have lots of



fun with this while learning a number of skills, to dig up some sand, lift it and swivel, then dump the sand into his truck.

As usual I did not have a plan but worked out dimensions that would fit

my plank. Another 300mm would have been nice which would have allowed me to make the toy to suit an older child.

Construction was fairly basic but needed a number of pivots. I needed stainless steel furniture connectors that would give a smooth 6mm pivoting surface. I was unable to find anything suitable locally, so I went on line and imported these pivots from China. The wheels came from Bunnings. I wanted to use pushbike handgrips on the handles, but could not find any suitable red ones, so I used some red heat-shrink tubing instead.

The scoop needed to be functional and not made from timber. I made this from 1.2mm galvanised sheet metal. I made a cardboard template to test my dimensions, cut the sheet metal and used my bench vice and a block of hardwood to fold it to the metal was then primed and spray-painted with red gloss enamel. The toy is finished with several coats of Anchor satin enamel.

The excavator works to my satisfaction mechanically, but is yet to be tested by a suitable child who I believe will get a lot of enjoyment from it.

Neil Mathews

coming Up!

Club Calendar

January 2022							1
S	M	T	W	Th	F	Sa	PH
2	PH	4	5	6	7	8	
9	10	11	12	13	14	15	
16	17	18	19	20	21	22	
23	24	25	PH	27	28	29	
30	31						

February 2022							2
S	M	T	W	Th	F	Sa	
		1	2	3	4	5	
6	7	8	9	10	11	12	
13	14	15	16	17	18	19	
20	21	22	23	24	25	26	
27	28						

Legend:

	Committee meeting 12.30 pm
	Club Days—members own projects
	Toy Making—No own projects
	MaxiDays
	First Saturday is Woodcarvers use of the Workshop

Welcome to our new members

Please join me in welcoming the following new members to our wonderful club. We look forward to working with you.

#	Name
368	Lloyd Kirkland
369	Emily Fink

NOTICE BOARD

SAFETY

SAFETY FIRST: Members are asked on all club days to bring along and use their personal safety gear. ie. hearing protection, dust mask, eye protection, ensure they are wearing good sturdy protective footwear and no loose fitting clothes.

8 January 2022 MAXIDAY THEME 2020 & 2021 Excellence Awards

List of items donated to The Family Co. (see story on page 5)

Large knitted items	20
Small knitted items	20
Hand puppets	5
Train with 2 carriages	2
Small Cars (MS)	5
Tug boats	6
Small box	3
Large racing car	1
Small racing car	5
Large horse on stand	3
Small guitars	10
Unicorn house laser cut	3
Elf house laser cut	2
Small castle laser cut	1
Large guitar	1
Large fort	1
Total	88

Total Donations for 2021

Due to the extended Covid lockdown during the year, which meant loss of production opportunities for toys, the total number of items donated was the lowest since 2010. The total for 2021 was:

927

Christmas Lunch raffle winners

Gayle Tregoning, wife of member, Ray Tregoning was invited to draw the raffle winners. The winners were

1. Frank van Luyt
2. Brain Harwood
3. Alan Ritchie
4. Peter O'Connell
5. Sam Simmons
6. Bob Quigley

Members with Birthdays in January

Day	Member
1	Kevin Burke
17	Ray De Marco
27	Lynn Messenger
29	Tony Fenech
31	Peter Goonpan

Hope every one of you have a wonderful birthday and lots more of them.

Cumulative Donations Total

Since our Club commenced donations, we have totalled an amazing cumulative total of

17,360

items donated. Well done all!



Printed as a community service at the office of
SCOTT MORRISON MP
PRIME MINISTER OF AUSTRALIA | FEDERAL MEMBER FOR COOK
scottmorrisonmp.com.au

