



The Wonthaggi Woody

ISSUE

201

January 2024

www.wonthaggiwoodcrafters.com.au

Wonthaggi Woodcrafters
 P. O. Box 477 Wonthaggi 3995
 Jean Melzer Centre
 239 White Road
 Wonthaggi 3995



COMMITTEE:

PRESIDENT:

Neil Lenne - 0417 343112

VICE PRESIDENT:

Lex Van Saane - 0417 010 941

SECRETARY:

Alan Hurst - 0427 393 234

TREASURER:

Frank Kisvarda - 0418 177505

COMMITTEE MEMBERS:

Stephen Edge - 0404 252 470

Syd Gordon - 0434 614 573

Tina Kalivas - 0425 701 629

Peter Myers - 0413 122 103

Amanda Robbins - 0423 054 756

Hartley Tobin - 0400 359 976

General Email

wonthaggiwoodcrafters@gmail.com

Website

www.wonthaggiwoodcrafters.com.au

Facebook

www.facebook.com/wonthaggiwoodcrafters

Secretary

woodiessec@gmail.com

Newsletter

woodiesnews@gmail.com

DIARY 2024

January 12th - Working bee at Club

January 15th - Workshop sessions re-start

January 27th - Bunnings BBQ

February 5th - Committee meeting

February 12th - Members' Meeting

March 4th - Committee Meeting

March 11th - Members' Meeting

March 31st - Annual Fees due \$70

WOODIES WORKSHOP SESSIONS

WOODTURNING: Regular Sessions

Monday 9 am to 12 noon	- Hartley Tobin:	5997 6328
	Neil Lenne:	5678 5736
	Neil Bateman:	5672 3229
Monday 1pm to 4pm	John DiStefano:	0481 480 812
Monday 5 pm to 8 pm	- Michael Bladen:	0428 270 850
Wednesday 1pm to 4pm	- Lionel Wood:	0409 695 950
Friday 9 am to 12 noon	- Hartley Tobin:	5997 6328
	Neil Lenne:	5678 5736
	Neil Bateman:	5672 3229

SEGMENTED TURNING: Regular Sessions

Friday 9am to 12 noon	- Grant Crocker	0418 121 592
-----------------------	-----------------	--------------

WOODTURNING: On-demand Sessions

Friday 1pm to 4pm	Hartley Tobin:	5997 6328
-------------------	----------------	-----------

TOY GROUP: Regular Sessions

Tuesday 9am to 4pm	- Peter Myers	0413 122 103
--------------------	---------------	--------------

PYROGRAPHY: Regular Sessions

Friday 1pm to 4 pm	- Michael Bladen:	0428 270 850
--------------------	-------------------	--------------

SCROLL SAWING: Regular Sessions

Wednesday 9 m to 12 noon	- Lionel Wood:	0490 695 950
--------------------------	----------------	--------------

BANDSAW BOX MAKING: On-demand Sessions

Monday 1pm to 4 pm	- Marion Kerry:	0409 010 843
--------------------	-----------------	--------------

JOINERY: Regular Sessions

Thursday 9am to 12 noon	- Syd Gordon	0434 614 573
-------------------------	--------------	--------------


JOINERY: On-demand Sessions

Thursday 1pm to 4pm	- Syd Gordon	0434 614 573
Wednesday 1pm to 4pm	- Syd Gordon	0434 614 573

CARVING: Regular Sessions

Friday 9am to 12 noon	- Harry Smith:	5674 8078
	Lionel Wood:	0490 695 950

PRESIDENT'S MESSAGE



Hi everyone and happy New Year to you all. Welcome to the first newsletter for the year. I would like to thank everyone who came along for the working bee on the 12th January. We achieved so much on the day, the workshops were all cleaned and sparkling ready for the new year ahead. I would like to remind everyone to clean up after you have finished

using any machinery and CLEAN AROUND IT AS WELL so it is clean and ready for the next person to use. A REMINDER TO EVERYONE NOT TO SPEAK TO OR ATTEMPT TO INTERFERE WHILE SOMEONE IS USING ANY MACHINE, AS THIS CAN LEAD TO INJURY ON BOTH SIDES.

It is great to see everyone enjoying themselves at the club again. Just a reminder that at the Members' Meeting in February we have a speaker from Festool tools . There are some exciting things happening around the club soon and you will be kept informed when they come to hand.

Cheers, Neil.



CURRENT NEWS

Christmas/New Year break - Welcome back to the Club for 2024. I trust everyone had a happy and healthy festive season. Workshop sessions are all under way and numbers are high in all groups.

Christmas Shop - Because of the success of the Christmas Shop, the Committee will be considering the value of having an Easter Shop at the Clubrooms. At Easter we also have other possible activities. The Churchill Island Festival returned last year and we were involved, although we haven't heard anything yet for this year. Bunnings have invited us to participate in an Easter Family Night on Thursday 28th March. Committee will discuss this next week.

Shipping container and new workshop - We have been offered a Grant of \$1000 by Bendigo Bank to contribute to the installation of a 40' shipping container. This will be used for storage of wood and other items that are cluttering our workshops. We have written approval from BCAL and groundworks, container and transport quotes are now in. The project will get underway shortly. Our current priority though is still the proposed new workshop and our application for a substantial contribution from a Vic. Govt. Mens' Shed Development Grant, which we missed out on in 2023, but are hopeful of obtaining this year. We have written approval from BCAL and BCSC. However there is a huge amount of work still to be completed – various quotes, engineering plans, building approvals, financial arrangements and grant applications are being pursued. Our aim is to have all our ducks in a row for the round of State Men's Shed grants later in 2024.

Bunnings Sausage Sizzles - A big thank you to Peter and Alex for continuing the organisation and running of our Bunnings events. Our next Sausage Sizzle is this coming Saturday 27th January. As it's a long weekend we are hopeful of doing well. When I last looked there was one space for the afternoon shift. Let Peter know if you are prepared to do that one or be on stand-by in case someone has to cancel.

Members' Meetings - The regional FESTOOL rep. will be speaking and demonstrating at our Members' Meeting on 12th Feb. so put that in your diary. Festool also distribute SawStop now and I understand

CURRENT NEWS cont.

have incorporated SawStop technology into some of their own saws.

Paper Bag Drive - At our Christmas Shop there was some discussion about the provision of plastic bags and bubble wrap for purchasers. In the interest of becoming more environmentally friendly, I have suggested that we collect paper bags - the strong ones with handles from the supermarkets and other retailers who have moved to enviro-friendly packaging. If you have some bags, please leave them at the Club - a labelled box will be provided.

New Manager of South Coast FM - South Coast Radio now has a new Manager. Frank Kisvarda and I met with him last week to try and forge a positive mutually beneficial relationship. His name is Tony John and he will be at the station two days a week. He seems very approachable and has agreed that the Woodies should have an on-air slot every couple of weeks to discuss what is happening at the Club, upcoming events, etc. We'll provide further information shortly.

Working Bee - Thanks to the 25 members who attended the working bee. A lot was achieved in 3 or 4 hours both inside and out. It has meant that members returned to a clean and tidy premises. As Neil said on page 1 - *Please Keep It That Way*. Don't just clean your machine - clean up around it and the general area as well. Chips, shavings and sawdust fly, so be generous in the area you clean. That means sweep **and** vacuum. Also clean round bandsaws, sanders and grinders. These tend to be left - if you used it ... CLEAN IT.

Facebook Group - Tina Kalivas has told me a couple of members have been posting on the Facebook Group (not the Facebook Page, which we used for promoting the shop) which is great and something we encourage others to do. For example, Rick put up a post about the presentation he did at one of the Members' Meetings late last year. And Walter put up a post about table saw safety earlier this week. It would be great to have more members contribute to the Facebook Group. It could be another arena for sharing info, ideas and even woodwork videos they find online? If you're not sure how, contact Tina at - t.kalivas@yahoo.com.au

HEALTH & SAFETY NEWSLETTER EDITION 2024

SAFETY FIRST

IS OUR RESPONSIBILITY
EACH AND EVERY
ONE OF US

As everyone is aware we had an unfortunate accident on a table saw last week. So it is appropriate that we spend a little time and space to re-visit the importance of OH&S at the Woodies. I would ask all members to have a careful read through the following few pages to better understand and acknowledge the rules and guidelines that are in place at the Club.

All this is to ensure your own personal safety and well-being as well as that of your work companions and mates at the Woodies. No rules are put in place for the sake of it - they're there to best protect us all.

PLEASE TAKE ANY HEALTH AND SAFETY REQUIREMENTS SERIOUSLY AT ALL TIMES.

NOTE - The committee will prohibit either directly, or through a nominated person (Workshop Session Supervisor, Instructor or the OH&S Officer), any member from using, or operating any machinery or equipment, if in the opinion of the committee or their nominated person, the member is not working safely or acting in accordance with Club rules and policy. Please be aware this will be definitely apply if considered necessary.

Make yourself aware of where all of the following are -

The First Aid kits/cabinets - There is a kit/cabinet in each workshop and on the wall just inside the door of the meeting room.

The first aid kit supplies will be kept updated by the O H & S Officer.

A Defibrillator is located beside the meeting room first-aid cabinet. This machine is fully automated, so in the case of an emergency, cardiac arrest or other suspected heart issue, just turn the machine on and the voice guidance will support it's application.

In case an ill or injured person needs to lie down, a first aid blanket, pillow and thermal blanket are also available in a clear zippered bag beneath the meeting room first aid cabinet.

Any use of first aid materials (yes, even bandaids) , must be recorded in the book on top of the meeting room first aid cabinet, so that supplies can be replenished.

There is an Accident/Serious Injury Register in the labelled folder on the bookshelves. Please complete this form if an accident occurs where doctor/ambulance/hospital is required. Any incident that requires major first aid/ doctor, ambulance or hospital treatment **must be** detailed on a form from this register. It is the responsibility of the appropriate workshop supervisor in liaison with the OH&S Officer to make sure this is completed. It must be completed by a witness and anyone who supported with first aid treatment. Please ensure it is detailed and accurate, as this is a legal document.

Incident Report - following any injury, near miss, property damage, environmental issue or other health and safety related incident, a report must be completed and filed. This should be signed off by the workshop supervisor in charge, a witness or other authorised member. These forms are also in a specially labelled folder.

First-aid training. From time to time and usually every two years, Level 1 First Aid Training/use of defibrillator/ CPR will be offered to members. This is usually funded by means of a Grant. If someone wants to do personal First Aid training through BCAL, for the benefit of the Club, recompense for costs/partial costs for this may be approved by Committee.

A bucket, mop and cleaning materials are in the meeting room – rear right corner.



For any Medical emergencies and Fire immediately call 000

Club Location for Emergency Services – Rear of Jean Meltzer Centre, Bass Coast Adult Learning Campus - 239 White Road Wonthaggi. Nearest intersecting streets are Sherwood Court and South Dudley Road.

Responsibilities of Workshop Supervisors in cases of emergency

Alarm will be given orally. If an emergency exists, the first person that identifies the emergency will give the alarm and respond as directed by their Workshop Supervisor/ O H & S Officer (or qualified first aider if appropriate).

Where is our evacuation area? At the White Road end of the BCAL car park.

Where are fire extinguishers located? In each workshop and in the meeting room. Look for them and read the details on the adjacent signs.

Where are the emergency electrical cut off buttons? There are two of these in the turning workshop. If the cut-off is activated, only a Supervisor is authorised to re-set the power, and only after appropriate checks are made to determine what caused the failure. If there is a problem that can't be safely rectified or explained, the cut-off button should not be re-set. The O H & S Officer should be notified and an electrician called if deemed appropriate.

WORKSHOP RULES

1. NEVER speak to or otherwise distract anyone using a machine. Unless you are an approved Supervisor assisting, do not encroach into the space of machine operators - ANY MACHINE! When you work in a woodcrafting workshop you are surrounded by potentially dangerous tools, so it is important to focus on your task and avoid distractions such as conversation. If you are working with a power tool, finish the cut to a safe conclusion before looking away. Preferably turn the machine off before conversing. If you need to move away from a machine for any reason ALWAYS TURN THE MACHINE OFF.
2. Wear appropriate PPE. Full face masks are mandatory when using a lathe. Safety glasses, hearing and dust protection with all other machines.
3. Wear appropriate clothing - avoid loose-fitting clothing and dangling jewellery as it could become tangled in a saw blade, cutting head or workpiece. Wear clothes that will protect your body from flying wood chips.
4. No open shoes may be worn in workshops at any time. Solid shoes are highly recommended rather than sneakers or similar.
5. Drugs and medications - if you are taking any medications, ensure you know what side effects these may have that could affect your focus, concentration or ability to use machines. Take yourself away if you don't feel well and speak to your session Supervisor.
6. Ask for support, assistance and advice - don't venture past your skill, knowledge, experience and ability levels. This is different from being creative, which is encouraged, but again - always seek advice and support when trying something new.
7. Take tea breaks at designated times. At the Woodies we have a break midway through every workshop session. This is not just to socialise, but also to ensure focus and concentration can be maintained. No machines may be used during designated break times.
8. No-one is to work without 2 other Woodies members present in the workshop. A Supervisor must always be present in a regular scheduled woodcrafting session.
9. Strictly, only financial members may use Club workshops and equipment to ensure our Insurance



requirements are met.

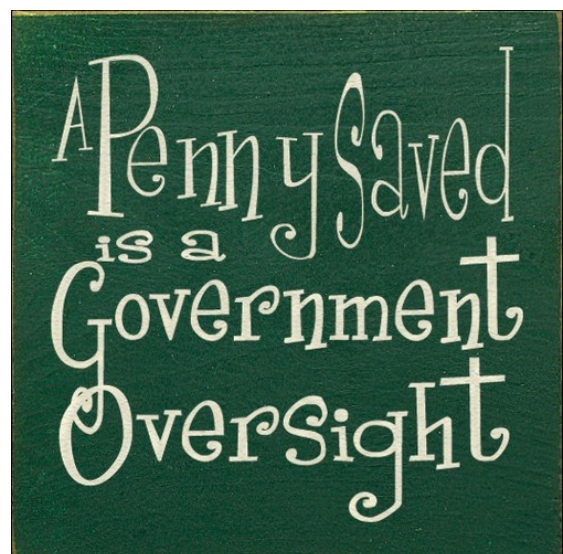
10. Keeping workshops tidy, dust free with no slip or trip hazards, is a safety measure that must not be under rated.

11. A full clean up - sweep and vacuum - of all machines and areas used in a session must be completed by all participants. This applies even if you depart before the end of a session.

12. Any equipment borrowed for use from cupboards, drawers or racks must always be returned to its correct storage area after use.

13. Members must always follow the directions of Supervisors, who have the authority of the Club Committee to enforce safety rules and procedures.

14. Members may not use the following machines without direct supervision of a Supervisor before undertaking training and being signed off by the Club's OH & S officer. Lathe, table saw, thicknesser, bandsaw, jointer, router table, sliding compound mitre saw. Some equipment is key locked for safety and maintenance reasons eg. the drum sander. If you wish to use these items, see a Supervisor to unlock.
15. Report any incidents, damage, faults or possible safety hazards as soon as they are noticed, to a Supervisor, or the OH&S Officer.
16. Heed all Health & Safety notices around the Workshop. They refer not only to your safety, but also the safety of other Members around you.
17. If you are unfamiliar with the use of any workshop tools, equipment or accessories, speak to your Supervisor before attempting to use them.
18. As all our lathes are now electronically speed controlled, before placing any load on a lathe, check the speed setting of the machine is appropriate. At the end of a wood turning session, turn the speed dial back to zero for the safety of the next operator. Check it is turned the right way!
19. We are all members of the Wonthaggi Woodies to enjoy the friendships and social interaction as well as to participate in our common interest – woodcrafting. We can all learn from each other, support each other and have a laugh (often at our own expense). But let's do this in a safe and harmonious manner and ensure the Wonthaggi Woodies continues to be a great Club to be part of.
20. **NOTE** – all buildings and immediate surrounds in the Jean Melzer precinct are strictly non-smoking.



WOODIES @ WORK

Slicing Through Steel - Easily!

I was given some discarded table legs the other day. In very good condition too. I decided to slice through the middle of one leg using the large band saw at the club to see what type of timber the legs were made of. The band saw took the first two or three centimetres very easily and then hit a light resistance. Initial thoughts were that I had hit some internal knots in the wood and the saw was still cutting reasonably easily, so I continued slicing the length of the leg.

To my utter surprise, as I spread the two halves apart, I had not only sliced the timber leg in half but the saw had also sliced through a 70mm long internal bolt. Dead centre too!! See photos.

Not only was the bolt totally hidden in the top square section of the leg, but interestingly, the metal detector also failed to detect the internal bolt. Pretty amazing really, in more than one way! **John DiStefano**



Below is the first effort at wood carving by Tess Knight. "I was wanting to replicate a photo of my dad who would have been 100 on 14th Dec 2023. My siblings and I were getting together to celebrate his life. My brother had put together a book for the occasion and this was my contribution. Hence the rush to complete it.

The people in the carving group (Harry and John in particular) were most helpful and encouraging".



As we didn't have a Members' Meeting in December, we have no Show & Tell items to carry over. However, below is a segmented bowl recently completed by Steve Edge.



WOODIES @ WORK

TOP - Jimmy Yokoi working on the next stage of his huge Redgum burl table, making the legs and bracing.

BELOW - Mel Day working on her latest carving masterpiece at the Friday morning session.



WOODIES @ WORK

TOP - Frank Kisvarda completing the polishing on a Blackwood salad bowl. Frank is the latest of numerous Woodies who now use a motorised helmet for safety.

BELOW - Walter Kruger is taking a break from Joinery and trying his hand at some carving.



UPDATE - Robert Millard's Yacht

The yacht in picture below is being built by Woodies member, Robert Millard. Robert has been a member for many years and was instrumental in initiating our furniture/joinery workshop sessions, which have gone from strength to strength.

This is an update on how Robert's current yacht construction project is progressing. The last update and photos were in the September 2022 edition of our Newsletter.

Robert has plenty of experience with yachts. Previously he purchased a larger yacht, spent a year customising it, then he and his wife Claire sailed around the world for 2 years. The current project is much smaller, but challenging. It is a ClassGlobe 5.80. Robert began building it in his garage at Cape Woolamai from plans and CNC cut, kit components. When he taped out the measurements on the floor, it fitted in by a matter of centimetres at each end - and that was after having to dispose of some of his precious woodworking machines to make space. Since then it has been moved to a larger premises by necessity.

Robert says there are three major differences from his previous woodworking. 1) The use of compound angles and curves rather than square construction; 2) All jointing is secured with two pot epoxy and 3) New skills have been required with fibre glassing, electrical planning and wiring, plumbing, etc. - in fact a new skill around every corner. Robert's hoping to get the boat on the water by about late March 2024 and has a berth waiting at Newhaven.

If any Woodies members would like a closer look and a chat, give Robert a call on 0418 565 467 or email millardr@bigpond.com




At left is where Robert was at in September 2022. The following pics track progress into 2024.



Above - one half taking shape.

At left - Moving the vessel to a new roomier home.

Bottom - as it is today.



THAT'S NOT MY JOB!

This is a story about four people named: Everybody, Somebody, Anybody and Nobody. There was an important job to be done and Everybody was sure that Somebody would do it. Anybody could have done it, but Nobody did it. Somebody got angry about that, because it was Everybody's job. Everybody thought Anybody could do it, but Nobody realised that Everybody wouldn't do it. It ended up that Everybody blamed Somebody when Nobody did what Anybody could have done.

I emailed the letter below out to Woodies members a couple of weeks ago and I'm unsure whether any member has responded. However if interested, I'd suggest you give Don a call.

I am secretary of the Coronet Bay Boating and Angling Association. Our group basically evolved when the old Boating Association was involuntarily closed by the owner of the access road land after forty years of operation. One man who faithfully attended to all members of the Boating fraternity from near and far, was the long time President John Reeve. We would like to honour John's memory by installing a name board at the new Coronet Bay boat ramp. We have in mind a board approximately one metre by say 20cm wide (all open to suggestion) with the letters scrolled or engraved or? Saying JOHN REEVE RAMP

Is this possible for one of your members to produce this in wood that is as weather tolerant as possible? We can provide hefty cypress timber posts and do the installation, we just need the board made up.

If so, are you able to discuss this with me when convenient on 0411565691 or via this email. Whatever it costs we are happy to pay.

All and any suggestions welcome.

Cheers

Don

donaldmcleishjp@gmail.com

WHAT TOOL IS THIS?

This Month's Mystery Tool -

Yes it is a very ornate type of plane, but what is it used for?



[GREAT WEBSITES AND LINKS TO EXPLORE](#)

There is an increase in the use of specialized power tools that are taking the place of some hand tools. Tools such as **computer numerical control (CNC) routers, detail sanders, layout instruments (total stations), digital and robotic survey systems and laser levels** are making woodworking tasks more efficient. Check out some of these on the Internet., especially videos on YouTube.

15 New Trend Tools For Woodworking in 2023

<https://www.youtube.com/watch?v=Xnn4Fdr6PN8>

Paul Sellers is one of the best-known woodworkers in the world. He has presented many hundreds of project and technique videos which have helped woodworkers around the world to level-up their woodworking.

<https://www.youtube.com/@Paul.Sellers>

Steve Ramsay has been teaching woodworking on his YouTube channel "Woodworking for Mere Mortals" for over ten years. Millions of people all over the world have watched his videos,.

The definitive guide to woodworking safety.
BACK TO BASICS

<https://www.youtube.com/watch?v=tKWs5tcvlll>

GREAT INNOVATIONS IN WOODWORKING

Ten game-changing advances in tooling from Woodcraft Magazine's 100th issue.

https://www.woodcraft.com/blog_entries/great-innovations-in-woodworking

YOUR LAUGH FOR THIS MONTH

WHATEVER YOU DO
TODAY DO IT WITH
THE CONFIDENCE OF
A 4 YEAR OLD IN A
BATMAN T-SHIRT

Nothing spoils
a good story
like the arrival
of an
eyewitness.

~ Mark Twain

URGENT REQUEST

Please send any relevant articles,
photos of interest or your latest
project, items to buy or sell,
woodworking tips, tricks and jigs, or
just any general suggestions for the
Newsletter to -

woodiesnews@gmail.com

BIRTHDAYS FOR JANUARY

Happy Birthday

A very happy birthday to the following Members –

Bernie Bambling

Betty Burns

John Davies

Diane Douch

David Macdonald

Peter Morrissey

Peter Myers

Lionel Wood

There are still a few birthdays not on our records.
If we've missed you, please let Alan Hurst know or
email -woodiesnews@gmail.com

SAVINGS ON EXPENDABLES

The club has expendable items purchased in bulk (sandpaper, super glue, Shellawax, EEE, etc.) for sale at Club cost price. We also have earmuffs, safety glasses and Covid-safe masks if you'd like to wear one. If you are interested in purchasing any of these items, see your session supervisor for prices and availability. *If you have any thoughts about other items the Club could purchase in bulk for resale, speak to a Supervisor or to purchasing officer - Neil Bateman.*

WELCOME TO NEW MEMBERS

We are now up to 100 members, with a couple more potential members interested.

Current members, please introduce yourselves and make all our newer members welcome at the Woodies.



CONTRIBUTIONS TO NEWSLETTER SEGMENTS?

If you have any funny stories, articles, *Tips, Tricks & Jigs*, favourite gadgets, items to sell or buy, interesting websites, pictures of things you've created or work in progress, send them to - woodiesnews@gmail.com
Articles must be received no later than the 16th of the month please, to be included in the next Newsletter.

WOODIES CLASSIFIEDS

There are two categories; 'For Sale' if you have any tools or equipment you want to liquidate, and "Wanted" for those of you who are looking for preloved tools or equipment that other members may be willing to part with. There is no cost.

All you need to do to get an advert in, is write a short description (including contact details) of the item that you are selling, or wish to buy and send it to woodiesnews@gmail.com along with any photographs where appropriate.

Entries must be received by 16th of the month to be included in the next newsletter. Items will appear in two consecutive newsletters unless sold or otherwise requested.

THANKS TO WONTHAGGI WOODIES' SPONSORS

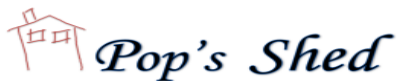
***** *They support us, please support them* *****



Cnr. White Road & McKenzie St, Wonthaggi
Ph: 5671 4000



33 -35 Murray Street, Wonthaggi
 (directly opposite Woolworths Supermarket)
 & 2460 Bass Hwy, Bass (in the Service Centre)



10b/286-288 Maroondah Hwy,
 Chirside Park
Ph: 9727 0611



Address 2/5-7 Korumburra Road
 Wonthaggi, Wonthaggi, VIC
 3995
Phone (03) 5672 5522



80-82 Osborne
 Ave Springvale Victoria 3171
(03) 8549 9999



72-90 Bilson Street
 Wonthaggi, 3995, Victoria Australia
Phone: 03 5632 3920



U6/3b Newlands Road
 Reservoir, VIC 3073
Phone: 03 9448 8300



Unit 2, 10-14 Capital Drive, Grovedale
Ph: 03 5243 0522



THE WONTHAGGI WOODY is the monthly
 newsletter of Wonthaggi Woodcrafters Inc.

NEWSLETTER EDITOR - Alan Hurst

woodiesnews@gmail.com